

SILVER		
Craghead Livestock	Tractor Supply - Garden City	Dillons
Ruff Stuff/Ruff Embroidery	Bailey Cattle Co.	Hanston Insurance Agency
Kalvesta Implement	DMNC	Sutherlands
S & S Trailer Sales	Boegher Construction	Centera Bank
Rockin KC Agency, LLC.	Hodgeman Co. Community Thift Store	Animal Health International
Zoetis - Grant Davidson	R & R Supply	Cattleman's Hay
Remax - Shelly Jones	HiPlains Farm Credit	Harmony Ranch
Ruff Bailey Cattle Co.	BTI - Ness City	Tarman Farms
Alliance Ag & Grain	Capstone Feeders	Burns Welding
Merck Animal Health	Jennifer Ann Design	Studio B
AV Energy	Branded BBQ	Overlease Spraying
	Jetmore Lumber	

FAMILY & FRIENDS

Kirby Meats - Dodge City	Ward's Feed Yard - Larned	Buffalo Wild Wings
Lopp Motors	Cottonwood Corral	Drop Zone Repair
Dodge City Veterinary Clinic	Charlene & George Mu- elinburg	Healzer Plumbing, Heating & Air
Wildfire Chiropractic	Blackdragon Network	Boothill Feders
Stutzmans Greenhouse	Scattered Chicks by Design	Hodgeman County Pharmacy
Ochs Farm	Home Depot	Country Kurls
Harlow Hair Parlor	Freddy's	Starbucks
IHOP	Garden Bowl	Papa John's
Casey's Convenience Store	Love's -Godfather Pizza - Garden City	Ward's Garden Café' - Garden City
The Crystal Boot	Mulligan Enterprise	Burkhart Meats
Billy Sims BBQ	Quiznos	Wendy's
The Locker Room	Carr Auction	Miss Connie's Daycare

**Open Class Fair Book
65th Consecutive
2024 Hodgeman County Fair Association Executive Board
and Membership**

2024 Hodgeman County Fair Association Executive Board:		Other Board Members:
President	Doug Vieux	Eugene Frusher
Vice-President	Heath Bamberger	Cole Buffo
Secretary	Ashley Frusher	Matt Antonelli
Treasurer	Charlene Muilenburg	Marci Bailey
		Jenny Goebel

Fair Association Members:

Iola Glunt,	Gaynell Rose,	Liz Antonelli,
George Muilenburg,	Dan Thompson,	Heather Thompson,
DeWayne Craghead,	Chris Antonelli,	Linda Housman,
Mike Bailey		

To Join the Hodgeman County Fair Association, Contact the Hodgeman County Extension Office at 620-357-8321.

In Appreciation...

We, the Hodgeman County Fair Association and Board of Directors, wish to take this opportunity to say “THANKS” to the people of Hodgeman County and the area for your generous support.

We are extremely grateful to those businesses who have sponsored this fair book with their advertisements. Without them, the book would not be possible. The funds raised through various sponsorships help provide entertainment, evening activities, ribbons, printing expenses, judges expenses and premiums for our fair. We appreciate their help, and you can also help by supporting those who help sponsor this book.

The fair board is excited about the county fair and wants it to be a focal point for our community and a celebration that involves our entire county. Please plan to participate as an exhibitor or a spectator. The county fair is the “show window” of all 4-H Club work and other Hodgeman County residents. It provides an opportunity for all to exhibit their best work and to compare their efforts with others.

We want to extend this invitation to you to visit the Hodgeman County Fair. As you view the handiwork of the club members and individuals, keep in mind that this opportunity was made possible by people like yourself.

Again, THANK YOU for your excellent cooperation and support of the Hodgeman County Fair.



2024 HODGEMAN COUNTY FAIR SCHEDULE

Saturday, June 29 1:00 p.m.	Drew Craghead Truck drive in and show
Saturday, July 6 9:00 a.m.	Fairgrounds Set-up - each 4-H family brings 1 doz. cookies & 2 lbs. of browned hamburger. No lunch served at clean up.
Sunday, July 7 5:00 - 7:00 p.m.	Cowboy Church (in arena) followed by Community Life-serving a Potato Supper Bar - At fairgrounds Theta Pi Ice Cream Social
During supper	
Monday, July 8 10:00 am -3:00 p.m.	4-H Consultation starts. (All 4-H indoor projects must be entered except crops, garden & flowers and Aquarium or Hand Pets) 4-H Arts/Crafts, Photography, 4-H Foods Consultative Judging Starts. Four Sessions - sign up for 10 am –11 am, 11 am- Noon, 1 pm – 2 pm or 2 pm-3 pm. Half exhibitors morning & half afternoon. After signing up, judging for each session is first come, first judged during each session. Projects must be there by 11:00 am or 2:00 pm, depending on session signed up for. Brought in but not judged until Wednesday, July 12, include: 4-H Rocketry; 4-H Clothing; 4-H Fiber Arts, 4-H Notebooks, Displays, Posters, Videos; 4-H Entomology; & the rest of the 4-H projects located indoors.) Buymanship & Clothing Construction Style Judging – Presbyterian Church
5:30 p.m.	
Tuesday, July 9 8:00 a.m.	Horse Show - Fairground
10:00 a.m.-5:00 pm	Booths to be judged MUST be set up during this time.
7:00 p.m.	Pageant – Fairgrounds
Wednesday, July 10 7:30 a.m. till gone	Cinnamon Rolls & Medallion Hunt
7:00 - 10:00 a.m.	Weigh-in for Hogs, Sheep & Goats. Beef, Dairy and Bucket calves can weigh or check in.
10:00 am -12:30 p.m.	Open Class entries accepted. 4-H Crop, garden & flowers and 4-H Aquarium & Hand Pets and any other indoor 4-H project not previously listed, also accepted.
12:00 noon	4-H Lunch served on grounds.
1:30 p.m.	Consultation Judging starts in 4-H Rocketry & Fiber Arts. All other 4-H indoor projects not previously judged will be judged.
1:30 p.m.	Judging starts in Open Class & 4-H Horticulture.
5:00 - 8:00 p.m.	4-Hers Hamburger Supper
5:00 - 6:30 p.m.	Weigh-in Beef
7:00 p.m.	City of Jetmore Night at the Fair with Buymanship & Clothing Construction Public Style Revue & County Fair Pageant Announcement
Thursday, July 11 7:30 a.m. till gone	Cinnamon Rolls
7:00 - 11:00 a.m.	Check-in Rabbits & Poultry
8:30 a.m.	Livestock judging of Hogs, Sheep & Goats Following judging—Fun Pee Wee Pig Parade
12:00 noon	4-H Lunch served on grounds
1:00 - 5:00 p.m.	4-H/FFA Members Swim free at Hg. Co. Pool
4:30 - 7:30 p.m.	Free Tdap from Health Department
4:00—8:00 p.m.	Pee Wee Football serving snow-cones



- 259: WOODWORKING, continued
- Class #
- 3425 - **Adult Woodwork article for farm or shop use.** Articles not usually requiring a fine finish other than protection in some cases. Also articles which are functional equipment and most cases non- decorative. Example: Work and shop benches, tool holders and boxes, special shop tools and equipment, feeders and water containers, livestock equipment, poultry and rabbit houses, blocking stand, salt holders, ladders, vices and sawhorses.
- 3426 - **Adult Lawn Furniture.** Used mainly outdoors, except farm and shop equipment. Furniture is decorative in nature. Ex: Lawn tables, chair and benches, lawn ornaments and figurines, trellises and plant supports, fences, screens, gates, mail boxes, markers and signs, planter boxes.
- 3427 - **Adult Household Furniture.** Used mainly in doors, of a finer quality and finish. They can be decorative as well as functional. Usually does not include a piece of strictly working equipment such as a rough laundry tub stand, etc. Example: Book cases and book ends, picture frames and mirrors, sewing boxes, display cases, tables, benches, chairs, stools, chest, beds, lamps, gun racks, hall trees.
- 3428 - **Adult Other woodwork articles** - Indoor articles for example: household equipment, knife racks, bread boards, door stops, etc.
- 3429 - **Adult Other woodworking article not included in other classes.** Outdoor articles for example: bird feeders, etc.
- 3430 - **Adult Precut article** - requiring only assembling and finishing
- 3431 - **Adult Piece of repaired and refinished furniture.** Attached with a brief explanation of work completed.
- 3432 - **Adult Restored** antique (explanation of work and story must be included)
- 3433 - **Adult Demonstration Board** - purpose of education and informing
- 3434 - **Adult Wood Toy - Original**
- 3435 - **Adult Wood Toy-from kit**
- 3436 - **Adult Picture frame**
- 3437 - **Adult Birdhouse**
- 3438 - **Adult Doll House**

FAIR SUPPORTERS
PLATINUM

Winter Livestock Inc.	City of Jetmore	Big R
Victory Electric	United Wireless	Pride Ag

GOLD

Midwest Ag Professionals, Inc.	Farm Bureau Finacial Services - Chad Cohoon	Cargill
Hi Plains Feed	National Beef	O’Shea Clinic
Farmers State Bank	156 Stop & Go - Burdett	Hanston State Bank
Saw Log Trucking LLC.	Hi Plains Feed LLC.	Nusser Fuel
	Community Life	

Continued on next page

259: WOODWORKING

SPECIAL RULES

- 1. Review General Information.
- 2. Each exhibitor may exhibit 2 articles per class. Designate on entry if article is original or kit construction.
- 3. THE PLAN FROM WHICH IT WAS CONSTRUCTED MUST BE WITH THE ARTICLE EXHIBITED. The plan may be a photocopy, the actual pattern, or a scale drawing. It must be complete and accurate to the extent that a duplicate article could be built using the plan as a guide. In addition, include a list and cost of materials, plus amount of time spent on constructing and finishing the article. This list should include all wood, hardware, finishing supplies, etc. Any project that has glass that is not secured (glass shelves, glass top of a coffee table, etc.) should be brought to the fair without the glass. Glass that is secured in the project (glass front of a gun case or cabinet, etc.) is permissible since it cannot be removed from the project.
- 4. Any project with missing or insufficient plans will be lowered on ribbon placing (i.e. a blue ribbon project will receive a red ribbon, etc.)
- 5. Exhibits must be the result of work from the current year.
- 6. In judging woodworking articles, consideration will be given to usefulness, design, workmanship, choice of wood, suitability, quality of finish, constructed according to plans, and difficulty of project in accordance to experience.

- Class #
- 3405 - **Youth Woodwork article for farm or shop use.** Articles not usually requiring a fine finish other than protection in some cases. Also articles which are functional equipment and most cases non- decorative. Example: Work and shop benches, tool holders and boxes, special shop tools and equipment, feeders and water containers, livestock equipment, poultry and rabbit houses, blocking stand, salt holders, ladders, vices and sawhorses.
- 3406 - **Youth Lawn Furniture.** Used mainly outdoors, except farm and shop equipment. Furniture is decorative in nature. Ex: Lawn tables, chair and benches, lawn ornaments and figurines, trellises and plant supports, fences, screens, gates, mail boxes, markers and signs, planter boxes.
- 3407 - **Youth Household Furniture.** Used mainly in doors, of a finer quality and finish. They can be decorative as well as functional. Usually does not include a piece of strictly working equipment such as a rough laundry tub stand, etc. Example: Book cases and book ends, picture frames and mirrors, sewing boxes, display cases, tables, benches, chairs, stools, chest, beds, lamps, gun racks, hall trees.
- 3408 - **Youth Other woodwork articles** - Indoor articles for example: household equipment, knife racks, bread boards, door stops, etc.
- 3409 - **Youth Other woodworking article not included in other classes.** Outdoor articles for example: bird feeders, etc.
- 3410 - **Youth Precut article** - requiring only assembling and finishing
- 3411 - **Youth Piece of repaired and refinished furniture.** Attached with a brief explanation of work completed.
- 3412 - **Youth Restored antique**
(explanation of work and story must be included)
- 3413 - **Youth Demonstration Board** - purpose of education and informing
- 3414 - **Youth Wood Toy - Original**
- 3415 - **Youth Wood Toy-from kit**
- 3416 - **Youth Picture frame**
- 3417 - **Youth Birdhouse**
- 3418 - **Youth Doll House**

Cowboy Church
Sunday, July 7
5:00 p.m.

Community Life serving a
potato bar supper
Sunday, July 7
Following Cowboy Church

Thursday, July 11, continued

- 5:00 - 8:00 p.m. 4-Hers Serving Pulled Pork and Mac & Cheese Supper
- 5:00 - 6:30 p.m. Pedal Tractor Pull Registration
- 5:30 p.m. Launch Rockets
- 7:15 p.m. Hodgeman County Farm Bureau host the Paul Wasko Memorial Pedal Tractor Pull at the **Victory Electric Night** at the Fair

Friday, July 12

- 7:30 a.m. till gone Cinnamon Rolls
- 9:00 a.m. Scan-0-Gram
- 9:00 a.m. 4-H Cat Show and 4-H Dog Show
- Following cat and dog show
- 12:00 noon Judging of Rabbits & Poultry in Arena
- 1:00 - 4:00 p.m. 4-H Lunch served on grounds
- 1:00 - 5:00 p.m. Free Tdap from Health Department
- 1:30 p.m. 4-H/FFA Members Swim free at Hg. Co. Pool
- 2:00 p.m. Bike and Trike Rodeo Sponsored by the Hodgeman County Sheriff
- 4:00—8:00 p.m. John Ewy - “HG History”
- 5:00 - 8:00 p.m. Pee Wee Football serving snow-cones
- 6:00 p.m. 4-H Taco Salad Supper
- 8:00 p.m. **Winter Livestock Night** at the Fair starts with Judging of 1st & 2nd year
- 8:30 p.m. Bucket Calf, Dairy, Cow-calf, Breeding Beef & Market Beef
- Roping
- Community Softball Game

Saturday, July 13

- 6:30 - 9:00 a.m. Biscuits & Gravy - Hodgeman Co. Fair Assn
- 8:30 a.m. Round Robin Fitting and Showing Contest
- Following RR Jr. Showmanship training
- 10:00 a.m. 4-H Concessions Open
- 12:00 noon 4-H Lunch served on grounds
- 1:00 - 5:00 p.m. 4-H/FFA Members Swim free at Hg. Co. Pool
- 2:00 p.m. Open Class Pet Show
- 2:30 p.m. Turtle Races - Show Arena - or following Pet Show
- 4:00—8:00 p.m. Pee Wee Football serving snow-cones
- 5:00 p.m. 4-H’ers in Fair t-shirts for Fair photo needed at Arena, Horse Parade following picture.
- 1:00 - 6:00 p.m. Free Tdap from Health Department
- 6:00 p.m. Willis Warner Rate of Gain Contest, Cookie Jar Auction, & **Market Livestock Sale - 2024 Sale Species Order:** Cattle, Sheep, Meat Goat, Hogs, Rabbits, Poultry
- 5:00-8:00 p.m. **United Wireless Night** at the Hodgeman County Fair. **Branded BBQ** serving Brisket.
- 6:00 p.m. All entries released
- 8:00 pm - 11:45 p.m. Hodgeman County Community Dance Fairgrounds, Wes Cossman Band. Bring Own Refreshments.

Sunday, July 14

- 10:00 a.m. Fairgrounds Clean-up
- 1:00 p.m. Jetmore Gun Club Trap Shoot
- 2:00 – 7:00 p.m. 4-H/FFA Members Swim free at Hg. Co. Pool

Schedule subject to change without notice.
6/9/24

TABLE OF CONTENTS

2024 Hodgeman County Fair Executive Board 1

Fair Schedule.....2

Table of Contents.....4

Superintendents Duties7

Superintendents8

Parents & Volunteers Code of Conduct10

4-H Mission, Motto, Creed, Pledge, and Life Skills..... 11

FFA Mission, Motto, Creed, Pledge &
Scouts Mission, Oath, Vision, Promise & Law12

General Information.....13

Code of Show Ring Ethics.....15

Rules Governing Entries and Premiums17

Open Class Rules17

Livestock Requirements.....18

Special Events or Classes48

Fair Supporters.....75

ANIMALS

 Beef

 203 Breeding Beef20

 224 Market Beef.....20

 Bucket Calf

 206 Bucket Calf20

 Dairy

 209 Dairy20

 Goat

 210 Dairy Goat20

 225 Market Meat Goat21

 228 Meat Breeding Goat21

 Sheep

 226 Market Sheep21

 204 Breeding Sheep21

 Swine

 227 Market Swine22

 205 Breeding Swine22

 Horse

 222 Horse Halter23

 223 Horse Performance.....23

POULTRY & RABBITS

 Poultry

 238 Chicken24

 239 Meat Chicken Pen.....24

 240 Ducks.....24

 241 Meat Ducks.....26

 242 Other Fowl.....26

 Rabbit

 243 Rabbit26

 244 Rabbit Fur26

 245 Rabbit Meat Pen26

Visual Arts, cont.	Class #			Visual Arts, cont.	Class #		
	Youth	Adult	Sr. Adult		Youth	Adult	Sr. Adult
Chalk Sketching or Drawing	3918	4018	4118	Arrangement - Silk Flower	3941	4041	4141
Crayon Sketch- ing or Drawing	3919	4019	4119	Holiday/ Seasonal Crafts	3942	4042	4142
Pencil Sketching or Drawing	3920	4020	4120	Metal craft	3943	4043	4143
Color pencil Sketching or Drawing	3921	4021	4121	Mobile	3944	4044	4144
				Model	3945	4045	4145
				Painted Glass	3946	4046	4146
Other Sketching or Drawing	3922	4022	4122	Plaster of Paris	3947	4047	4147
				Plastic Canvas	3948	4048	4148
Ceramic	3923	4023	4123	Pottery	3949	4049	4149
Clay	3924	4024	4124	Puppets	3950	4050	4150
Corn Starch Clay	3925	4025	4125	Rag Doll	3951	4051	4151
				Sand Art	3952	4052	4152
Ceramic/Clay Sculpture	3926	4026	4126	Stained Glass	3953	4053	4153
Leather	3927	4027	4127	Stenciling	3954	4054	4154
Jewelry	3928	4028	4128	String Art	3955	4055	4155
Three- Dimensional	3929	4029	4129	Sun Catcher	3956	4056	4156
Article from throwaways	3930	4030	4130	Tie Dye	3957	4057	4157
				Tin Punch	3958	4058	4158
Beadwork	3931	4031	4131	T-Shirt Decorating	3959	4059	4159
Carved wood	332	4032	4132	Wall Hanging	3960	4060	4160
Concrete/ Cement project	3933	4033	4133	Weaving, wheat	3961	4061	4161
Connects	3934	4034	4134	Weaving, other	3962	4062	4162
Cut glass	3935	4035	4135	Wind Chimes and Catchers	3963	4063	4163
Decoupage	3936	4036	4136	Wood Carving	3964	4064	4164
Fabric Design	3937	4037	4137	Wood Craft, finished	3965	4065	4165
Glass project	3938	4038	4138	Wreath	3966	4066	4166
Handmade Flower	3929	4039	4139	Lego Models	3967	4067	4167
Arrangement - Plastic Flower	3940	4040	4140	Other	3968	4068	4168

THANK YOU!
Lonnie & Pam Ruff
Businesses For
Proudly Supporting the
4-H'ers of 2024

Judging of Dairy,
Bucket Calves
Breeding Beef, &
Market Beef
Friday, July 12,
6:00 p.m.

Biscuits & Gravy
Sat., July 13,
Starting at 6:30 am

VISUAL ARTS

258: Visual Arts

CRAFTS & FINE ARTS

- 1. Read General Information.
- 2. All exhibits must have been made since fair time last year.
- 3. Each exhibitor may exhibit unlimited items in each class.
- 4. All articles exhibited must have been made by the party in whose name the entry is made.
- 5. Ribbons will be awarded in Purple, Blue, Red, and White with 1st and 2nd in each age group.
- 6. **Copyright** - *Kits and preformed molds are not considered original and are not acceptable in any Visual Arts Class. Combining parts of different patterns (pictures, photographs, images from the internet or a magazine) with the member's own ideas can result in an original design, but simply changing the color, pattern, and/or size of a pattern does not make the design original. If you create a replica of what you see somewhere else (i.e. Pinterest), it is not your original design. If a photo, sketch, or other idea source was used, submit it with your entry, firmly attached to your exhibit.

	Class #				Class #		
	Youth	Adult	Sr. Adult		Youth	Adult	Sr. Adult
Oil Painting	3910	4010	4110	Charcoal Sketching or Drawing	3915	4015	4115
Watercolor Painting	3911	4011	4111	Pen or Ink Sketching or Drawing	3916	4016	4116
Pastel Painting	3912	4012	4112	Markers Sketching or Drawing	3917	4017	4117
Acrylic Painting	3913	4013	4113				
Other Painting	3914	4014	4114				

INSIDE BUILDING (STATIC)

Booths & Banners
202 Booths & Banners..... 27

Clothing
207 Construction 28

Displays, Notebooks, Posters, Videos
212 Displays 30
229 Notebooks 30
237 Poster 30
257 Videos 31

Entomology & Geology
213 Entomology 34
221 Geology 36

Fiber Arts
214 Crochet 40
215 Knitting 41
216 Quilted Article 42
217 Quilts of Yesteryear Display..... 43
218 Stitchery 43

Foods
219 Foods..... 44
220 Food Preservation 46

Other
200 Barn Quilt 49
201 Bike-Trike Rodeo 49
208 Cultural Arts Display..... 49
211 Decorated Cookie Jar Contest 49
230 Pet Show 50
255 Turtle Races 50
256 Veterans Display..... 50

Photography
231 Photography 51

Plant Science
232 Crops 56
233 Flowers 57
234 Forestry 58
235 Gardening 59
236 Market Wheat Show 60

Linda
Housman

Engineering & Technology	
246 Ag Mechanization	60
247 Building Block Engineering	62
248 Astronomy	63
249 Computer	63
250 Electricity & Electronics	66
251 Robots.....	68
252 Rocketry	69
253 Small Engines	71
254 Unmanned Aerial Systems	71
Visual Arts	
258 Visual Arts	72
Woodworking	
259 Woodworking	74
Fair Supporters	75
2024 Hodgeman Co. 4-H Members	Inside Front Cover
2023 Livestock Buyers	Inside Back Cover
Event ads.....	Scattered throughout fair book

253: SMALL ENGINES

1. Review General Information.
2. Ribbons will be awarded in Purple, Blue, Red, and White with 1st and 2nd receiving Champion and Reserve Champion in both age divisions.

Class

6060 - Youth Engine Display Board: A dismantled 2 or 4 cycle engine with all parts properly labeled

6061 - Youth Safety Poster: Relating to lawn mowers and other types of small engine equipment

6062 - Youth Operations Poster: Listing procedures for winter storage, spark plug maintenance or other procedures from owner's manual

6063 - Youth Rebuilt or Repaired Engine: Engine must be on display.

- a. Must include engine type, model, serial number and whether 2 or 4 cycle engine.
- b. List what was wrong and what was done.
- c. List parts' prices and total amount spent on engine.

6064 - Youth Engine Cut-away: Display a cut-away of an engine showing internal parts.

6070 - Adult Engine Display Board: A dismantled 2 or 4 cycle engine with all parts properly labeled

6071 - Adult Safety Poster: Relating to lawn mowers and other types of small engine equipment

6072 - Adult Operations Poster: Listing procedures for winter storage, spark plug maintenance or other procedures from owner's manual

6073 - Adult Rebuilt or Repaired Engine: Engine must be on display.

- a. Must include engine type, model, serial number and whether 2 or 4 cycle engine.
- b. List what was wrong and what was done.
- c. List parts' prices and total amount spent on engine.

6074 - Adult Engine Cut-away: Display a cut-away of an engine showing internal parts.

254: UNMANNED AERIAL SYSTEMS

Purpose: The 4-H unmanned aerial systems or UAS project explores the world from above the trees and discovers new frontiers with UASs. Members explore the uses and applications of unmanned aerial systems including how UASs link to other projects such as geology, robotics, electronics, crop science and many more.

1. The information that accompanies the UAS must be limited **to the 4-H STEM Exhibit Information Form which is affixed to a 10” x 13” envelope. This envelope should NOT be attached to the UAS. This may be downloaded from <http://uas.engtech4ks.com/>.**
2. Exhibitor’s name, county or district, age, and years(s) in project must be tagged or labeled in a prominent location on the exhibit, educational display, notebook, and/or poster.
3. **Unmanned Aerial Systems that include or depict weaponry of any kind will be disqualified.**
4. Exhibitors are encouraged to laminate all posters and maps or cover them with clear plastic film.
5. Project notebooks must be organized in a 3-ring binder.
6. Educational displays should be creative and showcase something specific you have learned in the astronomy project during the current year. Follow copyright laws, as explained in General Information as you are preparing your exhibit. Site your sources of scientific information on your exhibit, when appropriate.

Class

6256 - Youth UAS designed and constructed with plans

6257 - Youth UAS Practical Application, kit

6258 - Adult UAS designed and constructed with plans

6259 - Adult UAS Practical Application, kit

6260 - Youth Unmanned Aerial Systems Educational Poster

6261 - Youth Unmanned Aerial Systems Display Board

6262 - Youth Unmanned Aerial Systems Notebook

6263 - Adult Unmanned Aerial Systems Educational Poster

6264 - Adult Unmanned Aerial Systems Display Board

6265 - Adult Unmanned Aerial Systems Notebook

<p>Party Till the Cows Come Home! JOIN US THIS YEAR!</p>	<p>4-H & Open Class Horse Show Tuesday, July 9, 8:00 am</p>
<p>Public Style Revue North of Arena Wednesday, July 10 7:00 p.m.</p>	<p>4-H entries accepted (All 4-H entries must be brought in except, livestock, pets, 4-H Crops, Garden, & Flowers) Monday, July 8 10:00 a.m.-Noon or 1:00-3:00 p.m. & Open Class entries & 4-H entries for Hand & Aquarium Pets, 4-H Crops, Garden, & Flowers, Wednesday, July 10 10:00 a.m. - 12:30 p.m.</p>
<p>Bike & Trike Rodeo Friday, July 12 1:30 pm Sponsored by the Hodgeman County Sherriff Department</p>	

8. **Original design** rockets **cannot** be a modification of a pre-existing kit and must be of original design.
9. Multi-stage rockets can be flown using just the final stage and be considered fully flown.
10. All exhibitors must comply with the NAR Model Rocket Safety Code that is in effect as of October 1 of the current year.
11. Exhibitors will be responsible for their own rocket at the scheduled launch.
12. If a safety violation is noted by the judges, superintendent, or other staff, the exhibitor’s rocket, at the judges discretion, will receive a participation ribbon.

High Power Rocketry Guidelines:

1. For the purposes of Kansas SpaceTech a mid-powered rocket is defined as a rocket that uses an ‘E’, ‘F’, ‘G’, or equivalent engine for launch. In addition, rockets also qualify for mid-power if they meet any of the following criteria: **a.** Is 2 inches or greater in diameter (not including fins) **and** taller than 3 feet (36 inches including fins) **b.** do not use an engine(s) exciding 160.01 Newton seconds of total impulse (an ‘H’ engine equivalent or above). **c.** The total impulse of all engines used in the rocket is greater than 20.01 Newton-seconds and less than 160.01 Newton-seconds.
2. For the purpose of the Kansas Space-Tech a high powered rocket is defined as a rocket that meets any of the following criteria: **a.** Weighs more than 3.3125 pounds (53 ounces or 1500 grams) at the time of launch; **b.** Uses a ‘H’ engine or larger to launch; **c.** The total impulse of all engines used in the rocket is greater than 160.01 Newton-seconds of thrust.; **d.** Includes any airframes parts of ductile, metal, though, the use of ductile metal is strongly discouraged.; **e.** Models powered by rocket motors not classified as model rocket motors per NFPA 1122, e.g.: **f.** Average thrust in excess of 80.01 Newtons; **g.** Contains in excess of 125 grams of propellant and are limited to only H and I motors. **h.** Uses a hybrid motor or a motor designed to emit sparks.
4. For the purpose of the Kansas Space—Tech **NO** rocket may be launched using engines totaling more than an ‘I’ impulse engine or 640 Newton-seconds of total thrust.
5. All exhibitors must comply with the NAR High Power Rocket Safety Code that is in effect as of October 1 of the current 4-H year. The NAR High Power Rocket Safety Code applies to the construction and launching of all rockets displayed in this division.
6. All rockets in this division are to be launched under adult supervision by the exhibitor who constructed the rocket.
7. If a rocket is launched using an engine(s) that has 160.1 (‘H’ engine or equivalent amount of smaller engines) Newton’s-seconds or larger, adult supervision must be provided by an individual having at least 1 high power certification, and should include supporting documentation of such (a copy of Level 1 Card is sufficient).
8. If according to Federal Aviation Regulations Part 101, a waiver is required to fly the rocket, a copy of that waiver is to be attached to the envelope.
9. Guidelines for exhibit and construction are as stated under the general guidelines.
10. All rockets must have a safe method of recovery, e.g. parachute, streamer, etc.
11. A Champion and Reserve Champion may be awarded in age division.

	Class #			Class #	
	Youth	Adult		Youth	Adult
Rocket made from kit with plans	6244	6248	Mid or high power rocket, kit or original design	-	6252
Rocket designed with original plans	6245	6249	Team Rocket designed with original plans	6253	-
Scale Model Rocket, kit	6246	6250	Rocket Educational Exhibit	6254	6255
Scale Model Rocket designed	6247	6251			

Superintendent Duties

Read and be familiar with all General Rules and Regulations concerning the County Fair. Read and become familiar with all Special Rules concerning your Division. Develop a work schedule for your Division and contact committee members and others to assure all responsibilities are covered. If additional help is needed, the Division Superintendent may contact the Fair Association or the Hodgeman County Extension Office for additional resources.

Carry out the following duties:

Check-In: Be present to accept exhibits. **NOTE:** There are two check-in times for many exhibit areas: Monday and Wednesday. This year all entries will be put online. If not pre-entered, open class must be added at the Fair before accepting the entry. There will be someone to help enter exhibits. Show exhibitors where to place exhibits.

Before Judging: Be present at least 30 minutes before the judging begins to greet the judge(s), review division rules, placing systems, awards to be chosen, etc. with the judge(s).

During Judging: Assist the judge(s) during the judging of exhibits, answering questions, but not conversing with the judge about an exhibit. When possible have a committee member assigned to each judge to record written comments on the back of the exhibitor's entry form. **Do not let people other than the contestant speak with the judge while judging is taking place unless the judge prefers to talk with the group during judging.** Check with the judge. Assist exhibitors in preparing for judges, including lining up livestock for the show ring. **If 4-Hers have conflicts, stress flexibility and assist the 4-H exhibitor by planning to work them in when possible.**

Selection of Champions: Review with the judge(s) which exhibits are eligible for Champions and other honors and encourage the judge(s) to select award winners for all available rewards.

Selection of Grand Champion and Reserve Grand Champions: After selection of the Grand Champion has been made, the project exhibit which stands, as Reserve Champion to the now named Grand Champion will move up and compete against the remaining Champions for Reserve Grand Champion.

After Judging: Encourage each judge to complete all forms and record the judge's comments and ideas. Record all award winners and return all entry form copies & supplies to the fair office. Arrange exhibits for attractive display. Place stickers and identification cards on the exhibit. Supervise the Division exhibit area and keep it neat and clean throughout the fair.

It is the responsibility of the division superintendent to make sure any or all rules, regulations, or requirements are followed. Each Division is strongly encouraged to make suggestions for improvements to be reviewed after the fair. **Please notify the Extension Office and/or the Hodgeman County Fair Association if you are unable to serve as a Superintendent.**

2024 SUPERINTENDENTS
Head Superintendent listed in BOLD type

4-H ARTS & CRAFTS	JENNY GOEBEL, Kalen Hahn
OPEN ARTS & CRAFTS	CINDY GOEBEL, Connie Chavez
BEEF	COLE BUFFO, Heath Bamberger, Eugene Frusher; Morgan Lupfer
BOOTHS, BANNERS, NOTEBOOKS, POSTERS, OTHER EXHIBITS & AQUARIUM PETS	JOYCE OCHS, Patti Craghead
CROPS, GARDENS & FLOWERS	ROSELIE CARR, Kay Ochs, Verlene Sebes, Jenny Hey
ELECTRIC, WOODWORK, ENTOMOLOGY, GEOLOGY, SMALL ENGINES, BICYCLE, FFA MECHANICS	KENT CRAGHEAD, Dan Thompson
SHOWMANSHIP CONTEST	COLE BUFFO, Paula Lonnberg, Eugene Frusher
OPEN CLASS FOODS & DECORATED COOKIE JAR	JOYCE OCHS, Patti Craghead
4-H FOODS	KIM BURNS, Katie Harris
GROUND SUPERINTENDENTS	ALL 4-H PARENTS
HORSE	TRACIE NUSSER, Cole & Janel Wilson
4-H & OPEN CLOTHING, QUILTS, KNITTING, CROCHET, NEEDLEWORK	CHARLENE MULIENBURG, Ashley Frusher, Pam Lien, Deb McKivergan
RING HELP	Burke Goebel, Marci Bailey, Ben Ochs, Chris Antonelli, Justin Lupfer, Matt Antonelli, Cole Buffo
RINGMASTER & ANNOUNCER	COLE BUFFO OR MARCI BAILEY
LIVESTOCK SALE CLERK	GAYNELL ROSE, Vanessa Bamberger, Marci Bailey, Heather Thompson
BUTCHER CLERK	DARRIN BOGER
AUCTIONEER	LONNIE RUFF
LIVESTOCK WEIGH-IN	DEWAYNE CRAGHED, Paula Lonnberg, Michelle Walter, Matt Antonelli, 4-HERS AND PARENTS

	Class #			Class #	
	Youth	Adult		Youth	Adult
Kit Robot	6230	6235	Junk Drawer Robotics	6234	6239
Original Robot Include original plans.	6231	6236	Robot Educational Exhibit	6240	6241
Programmable kit robot	6232	6237	Team Built Robot	6242	-
Robot designed and constructed	6233	6238	Team Robot Educational Exhibit	6243	-

- 252: ROCKETRY**
- Exhibits must have been constructed during the current year Each rocket must be able to stand freely by itself or be supported on a stand or rail limited to an 8 X 8" square, 3/4" thick with the exception of display rocket class. SUPPORT RODS MUST REMAIN IN THE UP RIGHT POSITION. DO NOT ANGLE. (Do not submit on launch pad.
 - Rocket paperwork must be entered with each rocket in a 10" X 13" manila envelope, Relevant from <http://rocketry.engtech4ks.com/> and include the following:
 - The rocket plans or a photocopy of the plans must be inside the envelope; and
 - One 8" X 11" page of photos showing the 4-H member constructing the rocket.
 - Photos at the launch site at the moment of ignition will be needed for the State Fair.
 - Original design rockets must include a summary statement explaining how the rocket was tested for stability prior to flying.
 - Do not catch rockets when they return to earth. It is an unsafe practice.
 - Engines and igniters shall not be exhibited with the rockets.
 - Exhibitors who exhibit a rocket using a size E or larger engine must provide their National Association of Rocketry (NAR) membership number. Exhibitors must also be at least 15 years of age.**
- General definitions for all categories:**
- Angles of fins must fall within a plus or minus 2 degree variation. Use of an approved fin alignment guide (such as DGD 031989), may be helpful.
 - Exhibits must be uniformly painted, smoothly finished, and have decals applied smoothly. Fins should be rounded or streamlined. Fins and body tubes are to be sealed to eliminate the appearance of body grooves and wood grain. Any seams on plastic parts are to be sanded smooth. The rocket is to be properly assembled. Fins and launch lugs are to be filleted to reduce drag and properly secured to the model. The nose cone is to fit snugly but still allow for easy removal.
 - Beginner kits with prefabricated fin assemblies and pre-finished rockets requiring no painting are **NOT** allowed, and will be given a participation ribbon.
 - Models **may not** be judged based on their paint scheme, with the exception of rockets that fit the definition of a “scale model.” Rockets may deviate from the suggested paint scheme, allowing the 4-H’er to display maximum creativity in the finishing of their rocket. Under **no** circumstances is the weight given to the paint scheme to be sufficient enough, by itself, to move from one ribbon placing to another.
 - A scale model rocket is “any model rocket that is true to a scale model of an existing or historical guided missile, rocket vehicle, or space vehicle.” The intent of scale modeling is according to the National Association of Rocketry, “to produce an accurate, flying replica of a real rocket vehicle that exhibits maximum craftsmanship in construction, finish and flight performance.” (NAR “Pink Book” 50.1 4-1)
 - Advanced rocketry members may use alternative skins as a construction technique. Alternative Skins are thin coverings over a skeleton that serve as the finish of a rocket as opposed to painting. This allows the builder to display maximum design and creativity.
 - Flight damage is to be documented by the participant. The judging of flight damage is to be secondary to all other aspects of the model and only then may it even be considered. However under **no** circumstances may flight damage be grounds for disqualification.

251: ROBOTICS

- 1. Read general information.
- 2. Exhibit must have been constructed during the current year.
- 3. Each robot must be free-standing, without the need for additional supports in order to be moved or exhibited.
- 3. Robots must have automated reticulated structures (arms, wheels, grippers, etc.). Game consoles that display on a screen are not considered robots and should either be entered in computer systems division or energy management project. Robots requiring no assembly, just programming, such as Ozobots, are considered computer systems projects as the skill is focused on the programming not on the construction of the robot.
- 4. Robot dimensions should not exceed 2 feet high, by 2 feet wide, by 2 feet deep. Weight may not exceed 15 pounds. If displayed in a case (not required or encouraged) the outside case dimensions may not be more than 26 inches in height, width, or depth.
- 6. Materials including but not limited to obstacles, spare batteries, and mats for testing the robot may be placed in a separate container, which is not included in the robots dimensions, that container may not be larger than 576 cubic inches as measured along the outside of the container. (Examples: 4”X4”X36” or 4”X8”X18” or 6”X6”X16) The container, if used, and/or any large objects (such as mats or obstacles) should be labeled with the exhibitors name(s) and county or district.
- 7. All electric components of the robot must be adequately covered or concealed with a protective enclosure. Paper is **NOT** considered an adequate enclosure or covering for electrical components.
- 8. Robots must be powered by an electrical, battery, water, or solar source only. Robots powered by fossil fuels/flammable liquids will be disqualified. All robots must include an on/off switch for operation. No remote control devices will be allowed.
- 9. Each robot must be in operable working condition. The judges will operate each robot to evaluate its workmanship and its ability to complete the required tasks for this current 4-H year. Examples: Be able to vacuum the floor. Find the brightest spot in the room. Mimic life. Follow a line.
- 8. The exhibit must include written instructions for operation, construction plans, one to three pages of project photographs or a 5 minute thumb drive with a mp.4 presentation, and robot programming information, if applicable. Site sources of scientific information on your, Exhibit when appropriate.
- 9. Robots that include weaponry of any kind will be disqualified.
- 10. Creativity will be a strong criterion in judging the “Robot designed by Exhibitor” classes. “Robot designed by Exhibitor” may not be modifications of robot kits. However, these classes may include robots made from Legos Mindstorm Robotics parts, provided the plans and programming are the original work of the exhibitor. All robots should have a purpose or intended function, examples include, but are not limited to: following a line, sweeping the floor, solving a rubix cube, sorting colors, or climbing stairs.
- 12. The exhibit must include written instructions for operation (the instructions should be written as if they were to tell a grandparent or elderly person how to operate the robot), construction plans, and one to three pages of project photographs. In addition- a 5 minute video presentation placed on a CD, DVD, USB drive, or similar removable storage device, if applicable. For robots that can be programmed, robot programming information must be included, This information should be placed inside the 10” x 13” manila envelope mentioned above. The exhibitor may enter their electronic project listed under the electric program as under the STEM Robotics project if the exhibitor so chooses. No exhibitor will be allowed to set up their robot in person.
- 13. In the event that the robot uses a device like a phone, iPad, or tablet for programming AND operation, DO NOT include the device (phone, tablet, etc.). The device’s safety cannot be insured. Instead record a video demonstrating the instructions included for your robot. It should show, setting up the robot, starting the robot, the robot executing its task, and powering off the robot, just like the instructions are written.
- 14. Educational displays are limited to one 2’ x 3’ tri-fold display board and no more than 3’ x 3’ of table space. No card table exhibits will be allowed. Care should be taken to use durable materials that will withstand Fair conditions. No electricity will be provided.

2024 SUPERINTENDENTS, cont.
Head Superintendent listed in BOLD type

MARKET ANIMAL SALE	DOUG VIEUX, Heath Bamberger, Matt Antonelli, Mike Bamberger
PAGEANT	MELISSA FAGEN, Kirstie Rudzik, Kalli Favela
PET SHOW	MELISSA FAGEN, Iola Glunt
4-H DOG & CAT	HEATHER THOMPSON, Iola Glunt
4-H PHOTOGRAPHY	PAM RUFF, Katie Olson, Jan Thoben
OPEN PHOTOGRAPHY	DEB OCHS, Pam Ruff
POULTRY & RABBITS	IOLA GLUNT, Heather Thompson
ROCKETRY	KIM BURNS, Doug Vieux, Dan Thompson
STYLE REVUE	SAILOR ANN SEILER
BUYMANSHIP	SAILOR ANN SEILER
SHEEP AND GOATS	KENT CRAGHEAD, Geena Ledford, Matt Antonelli
SWINE	DOUG VIEUX, Curtis Goebel, Justin Lupfer, Burke Goebel, Dan Thompson
TURTLE RACES	MELISSA FAGEN, Iola Glunt, John Ewy
CULTURAL ARTS DISPLAY	CHARLENE MULIENBURG, Ashley Frusher
SALE RINGMAN	DOUG VIEUX, MIKE BAMBERGER
SCAN-O-GRAM - ALL MARKET ANIMALS	4-HERS & PARENTS, LINDA HOUSMAN, Kent Craghead, Curtis Goebel, Heath Bamberger, Dan Thompson, Matt Antonelli

Saturday, July 13 Open Class Pet Show 2:00 p.m.	Turtle Races - Show Arena Saturday, July 13 following Pet Show
-------------------------------------------------------	----------------------------------------------------------------------

Hodgeman County Fair Parents & Volunteer Code of Conduct

These statements represent a code of ethics which all parents,
volunteers, and paid staff are expected to observe.

As a Kansas 4-H Parent or Volunteer, I will:

1. Treat youth with respect, caring, and acceptance. Know that all young people have skills and talents which can be used to help others and improve their community.
2. Provide a safe environment. Do not harm youth or adults in any way, whether through sexual harassment, physical force, verbal or mental abuse, neglect, or other harmful experiences.
3. Not use alcohol or any illegal substances (or be under its influences) while working with or being responsible for youth, or allow youth to do so while in my presence.
4. Role-model the character traits of: trustworthiness, respect, responsibility, fairness, caring, and citizenship. Model the core values of K-State Research and Extension: **INTEGRITY**, to develop and deliver credible information; **COMMUNICATION**, to provide common understanding; **SCHOLARSHIP**, to foster life long learning; **LEADERSHIP**, to serve as an agent of change; **INCLUSION**, to foster active participation by all.
5. Promote and practice the responsible and ethical stewardship of 4-H projects including livestock and companion animals.
6. Obey the laws of the locality, state and nation.
7. Work as a "team player" for the good of the 4-H Program. Work cooperatively with youth, volunteers, other parents and extension staff and treat them with respect.
8. Applaud for your children, your friend's children, your favorite clubs or groups, and others to express appreciation and admiration.
9. Do not boo, heckle, make disparaging remarks, or make insulting comments about or to anyone – including competitors from rival clubs or groups, and program officials and organizers.
10. Listen, act interested, and be quiet when participants are introduced, when program officials are talking or making announcements, and when other comments are being addressed to the audience.
11. Remain until the end of the event or the class you are observing, or until program organizers indicate it is appropriate for spectators to depart. **Do not get up and leave the minute your child leaves the show ring or stage.**
12. Encourage your child to politely ask questions if he/she has them, express concerns he/she may have, and make helpful suggestions to program officials and organizers.
13. Congratulate the winners after the program.
14. If you have questions, concerns, or suggestions, be polite in expressing them. **Criticize in private, and compliment in public.**
15. Be considerate of the time that program officials have to spend with you, and of their other responsibilities. Schedule an appointment if you need more time than they have to spend with you at the program. Submit your compliments, concerns, and suggestions in writing, with your signature.
16. Show courtesy toward others. For example:
 - a. Do not set or stand in aisles.
 - b. Do not jump up and block the view of those behind you in moments of high excitement.
 - c. Do not block other people's views when taking pictures or videos.
 - d. Leave the chairs and bleachers where you find them.
 - e. Throw away litter. Do not leave programs, drinking cups, or other trash for someone else to clean up.
17. Teach your child sportsmanship. Require him/her to demonstrate sportsmanship before, during, and following competitive activities.
18. Enjoy the program, and accept our appreciation for setting a good example for today's youth.

The Girl Scout Promise

On my honor, I will try:
To serve God and my country,
To help people at all times,
And to live by the
Girl Scout Law.

The Girl Scout Law

I will do my best to be
honest and fair,
friendly and helpful,
considerate and caring,
courageous and strong, and
responsible for what I say and do,
and to
respect myself and others,
respect authority,
use resources wisely,
make the world a better
place, and be a sister to
every Girl Scout.

THE FARMERS' STATE BANK

A Branch of Bank of Hays **of Jetmore**

***Your Friendly
Home Town Bank***

Phone: 620-357-8324

P.O. BOX 157
JETMORE, KANSAS 67854



**102 W Main Street
Hanston, Kansas 67849**

620-623-4811

www.hanstonstatebank.com

- MEMBER FDIC -

Proud Supporters of the Hodgeman County Fair!

250: ENERGY MANAGEMENT (ELECTRIC/ELECTRONIC)
SPECIAL RULES

- 1. Review General Information.
- 2. Two articles per class may be exhibited.
- 3. A sheet of operating instructions must be furnished for any exhibit not self-explanatory.
- 4. Exhibit must be operable. If battery power is required, batteries must be furnished.
- 5. Any project with a complexity of size or electronics must have:
 - a. instructions for assembly and use
 - b. equipment available at the time of judging for actual testing of the exhibit.
- 6. No hand dipped solder may be used on exhibits.
- 7. Article should be cleaned before exhibiting, if it has been used.
- 8. Displays shall be the standard 3’ by 4’ tri-fold board.

ALTERNATIVE ENERGY
(A form of energy derived from a natural source, such as the sun, geothermal, wind, tides or waves). All exhibits in this division are limited in size to standard, tri-fold, display boards (36” X 48”) and items may not extend beyond 12” from the back board. All displays must be self-standing.

- Class #
- 6030 - **Household Wiring and Indoor Lighting** - includes original, kit, or restoration of projects such as lamps, small appliances, or other items intended for household usage.
 - 6031 - **Outdoor Wiring and Shop Lighting** - includes original, kit or restoration of projects such as portable spot lights, portable power tools, or other items intended for shop or outdoor usage.
 - 6032 - **Extension Cords and Trouble Lights** - includes original, kit or restoration of extension cords or trouble lights.
 - 6033 - **AC Demonstration Projects** - includes projects which are AC in nature such as household wiring demonstration of switches or outlets, entrance panels or other AC demonstration projects.
 - 6034 - **Motors, Fans, Heaters or Blowers** - includes original or restoration which utilize an AC or DC motor, fan, heater or blower. (ex: making motor portable, motor driven equipment, motor protector or other similar applications.)
 - 6035 - **Electronic Projects - includes original, restoration** or kits of electronic projects which utilize at least one electronic component such as resistor, transistor, or capacitor. Projects may be soldered or bread board construction. Electronic projects with a battery or direct current power source. (Examples include radios, telephones, toy robots, light meters, security systems, simple assemblies of crystal radios, signal sets, intercom set, transistor circuitry, science units, static producing units, automatic switch controls, etc.) May be constructed using printed circuit board, wire wrap, or breadboard techniques. **Include plan.**
 - 6036 - **Electronic Projects, kits.** Instruction/assembly manual if from a kit. Include plans if an original project. Projects must be constructed such that the judges have access to examine the quality of wiring workmanship. (ex: amplifiers, testing equipment, oscilloscopes, sound equipment, signal systems, radios, hi-fi sets, etc.)
 - 6037 - **Alternative Energy** (A form of energy derived from a natural source, e.g. sun, wind, etc.) Educational Activity Display
 - 6038 - **Alternative Energy** (A form of energy derived from a natural source, e.g. sun, wind, etc.) Experiment - Include hypotheses, background research, variables, a control, data, findings, conclusions and recommendations for future studies.
 - 6039 - **Educational Activity Electric Projects/N**
 - 6040 - **Educational Activity Electric Projects/P**
 - 6041 - **Educational Activity Electric Projects/D**
 - 6042 - **Educational Activity Electric Projects/V**
 - 6043 - **Educational Activity Alternative Energy Projects/N**
 - 6044 - **Educational Activity Alternative Energy Projects/P**
 - 6045 - **Educational Activity Alternative Energy Projects/D**
 - 6046 - **Educational Activity Alternative Energy Projects/V**

4-H Mission

Prepare youth to meet the challenges of childhood, adolescence and adulthood, through a coordinated, long-term, progressive series of educational experiences that enhance life skills and develop social, emotional, physical and cognitive competencies.

KANSAS 4-H MISSION –

With unique strategies and opportunities, Kansas 4-H Youth Development engages youth in reaching their full potential through partnerships with caring adults.

4-H Pledge

I Pledge
My **HEAD** to clearer thinking,
My **HEART** to greater loyalty,
My **HANDS** to larger service,
My **HEALTH** to better living, for my club,
My community, my country and my world.

4-H Motto

To make the Best, Better.

4-H Creed

I believe in 4-H for the opportunity it will give me to become a useful citizen.

I believe in the training of my head for the power it will give me to think, to plan and to reason.

I believe in the training of my heart for the nobleness it will give me to become kind, sympathetic and true.

I believe in the training of my hands for the dignity it will give me to become useful, helpful and skillful.

I believe in the training of my health for the strength it will give me to enjoy life, resist disease and work efficiently.

I believe in my country, my state and my community for their development.

In all these things I believe, and I am willing to dedicate my service to their fulfillment.

KANSAS 4-H LIFE SKILLS

4-H club work is a major and important part of the Cooperative Extension Service. The primary aim of the 4-H program is to provide opportunities to build life skills. These life skills are:

Healthy Interpersonal Relationships-Getting along with others and interacting with people of all ages.

Sound Decision Making-Making choices based on applying what is known in a productive way.

A Positive Self Concept-Believing youth are capable and can be successful.

An Inquiring Mind-Asking questions and knowing how to obtain information

Concern for the Community-Becoming aware of and working towards improving one’s community

4-H Emblem Mission Statement

The 4-H Divisions included in this book are designed as an educational experience for the youth involved.

In 4-H, youth learn by doing. Much of the learning happens through project experiences. The County Fair provides an opportunity for youth to display and tell about what they have achieved in their project(s) during the past year. A judge is hired to offer advice and constructive criticism on these achievements.

Participation in the County Fair teaches youth the importance of sportsmanship. Sportsmanship may be defined as conduct becoming to an individual involving fair and honest competition, courteous relations and graceful acceptance of results. To become contributing, competent, caring, and capable adults, youth must develop sportsmanship.

Through 4-H, youth learn skills that will last a lifetime. They gain:

A positive self concept.

An inquiring mind.

A concern for the community.

Healthy interpersonal relationships.

Sound decision making.

Each young person who has the dedication, courage, and willingness to enter a project in the County Fair is a winner at heart. Because youth are our future, the County Fair highlights their successes and salutes each youth participant!

Boy Scout Mission Statement

The mission of the Boy Scouts of America is to prepare young people to make ethical and moral choices over their lifetimes by instilling in them the values of the Scout Oath and Law.

Boy Scout Oath

On my honor I will do my best
To do my duty to God and my country
and to obey the Scout Law;
To help other people at all times;
To keep myself physically strong,
mentally awake, and morally straight.

Boy Scout Law

A Scout is:
Trustworthy Loyal Helpful Friendly
Courteous Kind Obedient Cheerful
Thrifty Brave Clean Reverent

Boy Scout Vision Statement

The Boy Scouts of America will prepare every eligible youth in America to become a responsible, participating citizen and leader who is guided by the Scout Oath and Law.

FFA Mission

FFA makes a positive difference in the lives of students by developing their potential for premier leadership, personal growth and career success through agricultural education.

FFA Motto

Learning to Do
Doing to Learn
Earning to Live
Living to Serve

FFA Creed

I believe in the future of agriculture, with a faith born not of words but of deeds — achievements won by the present and past generations of agriculturists; in the promise of better days through better ways, even as the better things we now enjoy have come to us from the struggles of former years.

I believe that to live and work on a good farm, or to be engaged in other agricultural pursuits, is pleasant as well as challenging; for I know the joys and discomforts of agricultural life and hold an inborn fondness for those associations which even in hours of discouragement I cannot deny.

I believe in leadership from ourselves and respect from others. I believe in my own ability to work efficiently and think clearly, with such knowledge and skills as I can secure, and in the ability of progressive agriculturists to serve our own public interest in producing and marketing the product of our toil.

I believe in less dependence on begging and more power in bargaining; in the life abundant and enough honest wealth to help make it so — for others as well as myself; in less need of charity and more of it when needed; in being happy myself and playing square with those whose happiness depends on me.

I believe that rural America can and will hold true to the best traditions of our national life and that I can exert an influence in my home and community which will stand solid for my part in that inspiring task.

Celebrate 65 Years of
the Hodgeman County Fair. This year the
Hodgeman County Community Dance is featuring:
Weston Cossman Band
Sat. July 13, at 8:00 p.m.
Bring your own refreshments as the
Concession Stand will
be closed.

John Ewy, of the Hahn Museum is
Presenting at 2:00 p.m. on Friday, July 12
At the 4-H Building
Hodgeman County History Presentation

5. For chip systems, all electric components of the system must be adequately covered or concealed with a protective enclosure. Paper is NOT considered an adequate enclosure or covering for the electrical components.
6. For all computer system entries (those entries not covered by the rules above) the following items are required as part of an exhibit packet: **a.** A manila envelope with the Computer Exhibit Form attached to the front, this form can be downloaded at www.STEM4KS.com .**b.** A USB drive labeled with the exhibitors name; in a way that does not prevent it from being plugged into a computer. **c.** At least one (1) graphic (picture, screen shot/capture, slide, etc.) of the project must be printed out on an 8.5” X 11” sheet of standard computer paper, placed in a plastic sheet protector. On the back side of the graphic the exhibitors name, should be listed. **d.** Instructions to run any part of the exhibit on the USB drive.
7. (There should be at least three (3) items in your manila envelope: USB drive, graphic and instructions). Each exhibit must be accompanied by a “Engineer’s Journal.” The engineer’s journal should be typed. It can either be included electronically on the USB drive (preferred) or printed and placed in the manila envelope. The “Engineer’s Journal” should start with a dated entry describing what the exhibitor is trying to accomplish/build. The “Engineer’s Journal” should conclude with a dated entry describing what the exhibitor achieved in creating. (The start and end many times will be different. The judges are interested in the journey).
8. Additional entries in the “4Engineer’s Journal” should be made as progress occur describing successes and failures; as well as the steps done and any sources of information including links used. Pictures can also be included in the “Engineer’s Journal” but should not be more than 50% of the entries. The “Engineer’s Journal” should contain at least one graphic. The “Engineer’s Journal” must be at least 3 pages in length. An example of a “Engineer’s Journal” can be found at www.STEM.com. The “Engineer’s Journal” will comprise 50% of the overall exhibit score. Failure to include a “Engineer’s Journal” will result in the exhibit being disqualified. If the exhibit is a program, application, app, web site, or requires any coding, the source code must be included on the USB drive. Diagrams or decision trees showing the logical flow of the system must be included on the USB drive for all exhibits. A set of instructions must be provided to run the computer system/application. These instructions should be printed off and included in the exhibit package and a copy should be included on the USB drive. FOR COUNTY FAIRS it is recommended that exhibitor bring a computer that will run their exhibit to the fair for judging as judges typically do not bring computers with them. Operating instructions are still required. Instructions should be written as though you were helping a less techy person, (like a grandparent) use the USB drive with a computer similar to what is described in rule 9 below. An example of instructions can be found at www.STEM.com. Each exhibit must accomplish a specific automated task using a computer or virtual machine (VM). Exhibitors should not assume that the computers have Internet connectivity and that any parts of the exhibit that require Internet access will not work. It is strongly recommended that 4-Hers test exhibits on a computer with Internet connectivity disabled. All licensing should be adhered to for any software used in the exhibit. Failure to do so will result in a reduction of one ribbon placing and may not be considered for best of show. The creation of viruses, malware, malicious applications or code, defamatory language or graphics, bullying, or any material that is “mean,” “dangerous,” or harmful according to the judge’s opinion will result in the exhibit being disqualified. Pictures or still graphics created are not eligible for entry as a project in this division, and should be entered in the appropriate photography division.
9. Judging will be based on a score sheet which can be found at www.KansasSpaceTech.com. There are four (4) area each exhibit will be judged on. They are:
- | | |
|-----------------------------------------------------------|-------------------|
| 4-H Engineers Journal (what I learned to make it work), | 50% overall score |
| Instructions (how I help others make it work), | 25% overall score |
| Functionality (does it work), | 12% overall score |
| Diagrams (and code if applicable) (how I think it works), | 13% overall score |

	Class #	
	Youth	Adult
Computer program, application, etc.	6208	6219
Computer presentation	6209	6220
Single computer system	6210	6221
Networked system	6211	6222
Chip system	6212	6223
Computer Educational Poster	6213	6224

	Class #	
	Youth	Adult
Computer Display Board	6214	6225
Computer Notebook	6215	6226
Computer Systems Ed. Poster	6216	6227
Computer Systems Display Board	6217	6228
Computer Systems Notebook	6218	6229

4. Each exhibit will be judged on uniqueness, creativity, neatness, accuracy of material, knowledge gained, and content. An exhibit judging score sheet will be available at www.kansaspacetechnet.com. Follow copyright laws, as explained in the General Rules as you are preparing your exhibit(s). Site your sources of scientific information on your exhibit, when appropriate. Follow copyright laws, as explained in the General Rules as you are preparing your exhibit(s). Site your sources of scientific information on your exhibit, when appropriate.
5. Educational posters must be no larger than 22" x 28" poster board.
6. Educational displays are not to exceed a standard commercial 3' x 4' tri-fold display board. Commercially available Science Fair Presentation Boards® are encouraged. Exhibitors are encouraged to laminate all posters and maps or cover them with clear plastic film.
7. Project notebooks must be organized in a 3-ring binder.
8. If the notebook illustrates the creation, talks about, or shows the result of an app, application, executable, program, or other compiled /interpreted "source code," a copy of the source code should be included. (In other words if you created an app for a smart phone and you're illustrating that app, you should include the code you used to build the app). Failure to include a copy of the "source code" may result in up to one ribbon place deduction.

Computer Systems

Any item which is not a notebook, display board, or poster displayed in this class is considered a "computer system" exhibit and MUST follow the rules set forth below.

1. All exhibits must be self-contained on a USB drive (thumb drive, flash drive, jump drive, or other any other name for a small USB storage device; the rules will use "USB drive"). This means that a judge can plug in the USB drive into a computer and be able to run the exhibit as described below OR System-On-A-Chip (SOC) (such as Raspberry Pi) or a Micro-Controller (such as an Arduino or Ozobot) AND is a compact (less than 4"X4"X4") system, which can be programmed AND requires minimal assembly to operate (e.g. connecting power, display, and keyboard/mouse cables). Referred to as a "chip system" through the rest of the rules.
2. Physical computers such as tablets, smart phones, laptops, or personal computers (PCs) will not be accepted as an exhibit.
3. "Chip systems" may use/include GPIO bread boards or HATs (Hardware Attached On Top) the size of which is not included in the size of the chip system, however the total size of the chip system and GPIO devices may not exceed 24"X24"X24" including any display cases.
4. Any attached GPIO devices are not judged for electrical construction or quality as this division is focused on the operational aspects of the systems that have automated reticulated structures (arms, wheels, grippers, etc.) which the exhibitor constructed, can be classified as a robot, and the exhibitor must decide which division to exhibit in as the exhibit may not be entered in the both divisions.

<p>Biscuits & Gravy Hodgeman County Fair Board Saturday, July 13 6:30 - 9:00 a.m.</p>	<p>Horse Show Tue., July 9th starting at 8:00 am</p>
--------------------------------------------------------------------------------------------------------------------------------------------------	-------------------------------------------------------------------------------------

GENERAL INFORMATION

Judges' Decisions will be final.

1. All entries will be held until 7:00 p.m. Saturday night, except horses.
2. All exhibitors will be responsible for their own animals Friday thru Tuesday nights.
3. All entries will be under the care and control of the Fair Association, and while due care an caution will be exercised for their safe keeping, neither the Association, its officers, agents or employees will be responsible in case of loss, injury, or damage that may occur. The Association will not be responsible for loss or theft of personal property on the grounds.
4. No animal, article or product not listed in this Fair Book will be eligible to compete for prizes unless approved by proper officials.
5. For any division listed in this book, if there is a 4-H Class, there may also be an Open Class. See a Fair Superintendent or Fair Board member if you want to enter an exhibit in an open class division not listed, but offered in the 4-H Division.
6. Hodgeman County exhibitors (individual or group, 4-H or Open Class) should avoid using copyrighted materials whenever possible by originating his/her own work. An individual or group should use with caution, a copyrighted and/or trademarked product or service (a brand name, label or product.)
7. All complaints about eligibility of exhibits must be submitted in writing to the Fair Board, before the exhibit is judged. Complaint must be signed by complainer. Complaints received after judging will be taken into consideration when writing next years' fair rules.
8. At the close of the fair, all exhibits must be claimed at once by the exhibitor or by the parties representing the exhibitor. Those in charge will assume no responsibility for exhibits left on the Fairgrounds after 9:00 p.m., Saturday.
9. All entries must be made in the name of the owner, as registered.
10. **No intoxicating beverages will be permitted to be consumed or possessed in any exhibit or livestock buildings. The Fair Board reserves the right to withhold payment of premiums to violators. Only beer permitted in the area Reserved for the Beer Garden.**
11. Under Kansas Law, there is no liability for an injury to or the death of a participant in domestic animal activities resulting from the inherent risks of domestic animal activities, pursuant to K.S.A. Section 1 through 4 of KSA 60-208. You are assuming the risk by participating in this domestic animal activity. Inherent risk of domestic animal activities include but shall not be limited to:
 - A) The propensity of a domestic animal to behave in ways ex.- running, bucking, biting, kicking, shying, stumbling, rearing, falling or stepping on-that may result in an injury, harm or death to persons on or around them;
 - B) The unpredictability of a domestic animal's reaction to such things as sounds, sudden movement and unfamiliar objects, persons or other animals;
 - C) Certain hazards such as surface and subsurface conditions;
 - D) Collisions with other domestic animals or objects; and
 - E) The potential of a participant to act in a negligent manner that may contribute to injury to the participant or others, such as failing to maintain control over the domestic animal or not acting within such participant's ability.
12. If any damage, loss of property or injuries, caused by reason of neglect or willful act of any persons, firm, corporation, their agents or representatives, servants or employees having license privileges to exhibit on said Fairgrounds or occupying space thereon, the Hodgeman County Fair Association shall not, in any manner, be responsible therefore and, in case it be subjected to any expense or liability all persons causing same or liable therefore, shall indemnify the Hodgeman County Fair Association at Jetmore, Kansas.
13. The management reserves the right to remove from the grounds any exhibit, animal, concession or show that may be falsely entered or may have any sign, banner or advertising matter of any kind which may be deemed unsuitable or objectionable by them without assigning a reason therefore, and if necessary, return money already paid for space or stalls which shall exonerate them from any claim whatsoever on the part of the exhibitor or purchaser.

- 14. Failure to comply with any rule in this book will result in disqualification of that project per Fair Association Board discretion.
- 15. Management is not responsible for accidents, fire or theft of exhibits or injuries to persons. **Exhibits will be displayed at the owner’s risk.** All exhibitors must sign a release of liability form prior to fair.
- 16. All 4-H market livestock must have been weighed and identified on the county weigh-in dates.
- 17. A veterinarian will be present for visual health inspection of livestock. The veterinarian will be instructed as to what they need to be checking for. Example: club lamb fungus, contagious diseases, retained testicles and other signs of illness or surgically/mechanically manipulated features.
- 18. There will be **NO** re-weighs of livestock.
- 20. If the care of animals is neglected, the exhibitor will forfeit their privilege to sell that animal.
- 21. Livestock exhibitors **must be on hand to groom, exhibit & sell their entries.** Exceptions to this rule may be allowed where there is health problems, family funeral or accident, or the club member has two (2) or more entries in a class and then ONLY IF SHOWN BY ANOTHER HODGEMAN COUNTY RESIDENT.
- 22. Educational exhibits--share with others what you learn in this project. If it is a poster, it must not be larger than 22" x 28". Take care to select durable materials that will withstand Fair conditions. Total display space must be no more than 2.5' deep and 4' wide. No card table exhibits allowed. Educational Exhibits will be designated with the following letters N-notebook, P-poster, D-display, or V-video.

Under KS law, there is no liability for an injury to or the death of a participant in domestic animal activities resulting from the inherent risk of domestic animal activities pursuant to Section 1 trough 4 of KSA 60-208. You are assuming the risk of participating in this domestic animal activity.

JUDGES’S DECISION WILL BE FINAL!!!

In Loving Memory of
Wanda Watson

TWO INTERESTING PHOTO
CLASSES

OPEN CLASS PEOPLES CHOICE
YESTERYEAR PHOTOGRAPHY
&
OPEN CLASS SMALL PHOTO
PHOTOGRAPHY

In Loving Memory of
Kathy & Larry Frusher

14

Do Not Forget the
Public Style Revue
and Pageant
winners on
Wednesday, July 10
At 7:00 p.m.
North of the Arena.

Consultation judging of
4-H Photo
Monday, July 8
10:00 a.m.—noon and
1:00– 3:00 p.m.

248: ASTRONOMY

Guidelines:

- 1. Read general information.
- 2. Each exhibitor may enter two exhibits per class. Exhibits must have been completed during the current year.
- 3. Pre-finished telescopes which require no construction or painting are not acceptable exhibits.
- 4. Each telescope must also include construction plans (or a photocopy) of the telescope. Place it inside the manila envelope.
- 5. Two photographs showing telescope construction and operation are required. Photographs should be mounted on one side of an 8 ½” x 11” page. A brief caption should accompany each photograph. Place photos in the 10”x13” manila envelope. On the outside of the envelop a “4-H Astronomy Exhibit Information Form,” should be attached .
- 6. A short summary of when and where the telescope was used must also be in the envelope.
- 7. For original design telescopes, describe in the summary how it was tested for accuracy.
- 8. Telescopes designed by the exhibitor must be original, not a modification of an existing kit.
- 9. Telescopes should not be more then three feet in length. They must be placed on a stationary stand that does not allow the telescope to roll and/or fall over. The stand cannot extend past two feet in length or width.
- 10. The telescope must be properly assembled and painted with a smooth and uniform finish. Decals, if used, should be attached smooth and tight.
- 11. Exhibitor’s name, county or district, age, and year(s) in project must be tagged or labeled in a prominent location on the telescope stand, educational display, notebook, and/or poster.
- 12. Astronomy educational posters must be no larger than a 22” x 28” poster board.
- 13. Astronomy project notebooks must be organized in a 3-ring binder.
- 14. Educational displays should be creative and showcase something specific you have learned in the astronomy project during the current year. Follow copyright laws, as explained in General Information as you are preparing your exhibit. Site your sources of scientific information on your exhibit, when appropriate.
- 15. Educational displays are limited to a 2’x 3’ tri-fold display board. No card table exhibits will be allowed. Care should be taken to use durable materials that will withstand Fair conditions. In 100 words or less, describe your experience in the Astronomy project this year and place it in the envelope.

Class #

- 6202 - Youth Astronomy – Telescope (kit)
- 6203 - Youth Astronomy – Telescope (original design) Include original plans.
- 6204 - Youth Astronomy – Educational Exhibit
- 6205 - Adult Astronomy – Telescope (kit)
- 6206 - Adult Astronomy – Telescope (original design) Include original plans.
- 6207 - Adult Astronomy – Educational Exhibit

249: COMPUTER

- 1. The computer project teaches concepts related to computers, hardware knowledge, software programming and applications, internet safety, the building, maintenance and repair of computers and future career opportunities. Please note that the actual construction of computer hardware (i.e., building a computer, electronic devises with a mother-board based manipulation) will remain in the Energy Management division.
- 2. Each exhibitor may enter one exhibit per class. Exhibit must have been completed during the current year.
- 3. Educational display boards, posters and notebooks should be creative and showcase details about the knowledge learned in the computer project. Value is placed on youth who can demonstrate how their skills have increased while completing the project.

6014 - Welding Board Display - a 3 foot by 3 foot display board with different pieces of metal attached illustrating different types of welds, each weld being labeled

6015 - Smithing Board Display - a 3 foot by 3 foot display board with different pieces of forged metal attached illustrating different forms, each form being labeled

247: BUILDING BLOCK ENGINEERING

Description: The project is starting with an emphasis on using architectural blocks (“Legos”) to construct dioramas. This project allows youth to explore architectural design in a three dimensional space. The intent is for this program start with foundational ideas of architecture, some of which youth may already have, and allow youth to continue to build on this knowledge becoming more and more experienced.

1. Each exhibitor may enter one exhibit. Exhibits must have been constructed during the current year.
2. Total exhibit dimensions may not exceed 2 feet high, by 2 feet wide, by 2 feet deep.
3. All exhibits should be placed in a sturdy see through enclosure with a top, bottom, and 4 sides. A fish tank would be an acceptable enclosure. This is to keep exhibit parts from being “scattered to parts unknown” at the fair. The outer dimensions of the enclosure are part of the total exhibit dimensions.
4. All components used in construction should be dust free, clean, free of chips, scuffs, or cracks
5. The primary building component should be interlocking blocks, commonly referred to by the brand name of Lego®
6. Other architectural components can be integrated into dioramas to illustrate architectural aspects that may be difficult to convey with traditional interlocking blocks
7. The use of existing “store bought” sets for major architectural elements of the display is not allowed, use of figurines from sets is allowed as are using individual bricks to create something different than the architectural component of the set it came from.
8. Displays must have significant architectural components (walls, windows, doors, roofs, canopies flying buttresses, etc.), landscapes are discouraged
9. Architectural elements should have a consistent look, walls with no pattern or consistency will be deducted one ribbon placing
10. Gaps or cracks should not be visible between assembled blocks
11. Doors should open and close, windows can be either fixed or open and close.
12. Vehicles that are intended to stay in a single place should be affixed to base plates with sticky tack, hot glue, or other method
13. Reveals that show the inside of a structure are acceptable, such as only having three walls to allow an unobstructed view into a room.
14. Mechanical enhancements or motion elements that add motion to the diorama are acceptable and encouraged. If used judges should be able to use them and instructions should be provided for operation.
15. Artistic designs with no architectural design/components are not permitted and two ribbon placings will be deducted
16. The exhibitor’s name(s) must be tagged or labeled in a prominent location on the display
17. Each exhibit must include an Architectural Block Construction information packet. Entry of just a packet without an accompanying exhibit is not a sufficient exhibit.
18. Each exhibit information packet should include the following items:
 - a. At least one drawing of the desired architecture on graph paper, multiple views (top, front, side) are preferred
 - b. 1 to 5 pages of photos showing work on the exhibit, preferably from a beginning state to final or completed state
 - c. If appropriate operating instructions for mechanical portions of the diorama

Class #

6200 - Youth

6201 - Adult

Code of Show Ring Ethics

Exhibitors of animals at livestock shows shall at all times deport themselves with honesty and good sportsmanship. Their conduct in this competitive environment shall always reflect the highest standards of honor and dignity to promote the advancement of agricultural education. This code applies to 4-H as well as open class exhibitors who compete in structured classes of competition. This code applies to all livestock offered in any event at a livestock show. In addition to the “IAFE National Code of Show Ring Ethics,” fairs and livestock shows may have rules and regulations, which they impose, on the local, county, state, provincial and national levels. All youth leaders working with junior exhibitors are under an affirmative responsibility to do more than avoid improper conduct or questionable acts. Their moral values must be so certain and positive that those younger and more pliable will be influenced by their fine example. Owners, exhibitors, fitters, trainers and absolutely responsible persons who violate the code of ethics could forfeit premiums, awards and auction proceeds and shall be prohibited from future exhibition in accordance with the rules adopted by the respective fairs and livestock shows. Exhibitors who violate this code of ethics demean the integrity of all livestock exhibitors and should be prohibited from competition at all livestock shows in the United States and Canada . (Adopted from the International Association of Fairs & Expositions, IAFE)

The following is a list of guidelines for all exhibitors and all livestock in competitive events:

1. All exhibitors must present upon request of fair and livestock show officials, proof of ownership, length of ownership and age of all animals entered. Misrepresentation of ownership, age, or any facts relating thereto is prohibited.
2. Owners, exhibitors, fitters, trainers, or absolutely responsible persons shall provide animal health certificates from licensed veterinarians upon request by fair or livestock show officials.
3. All exhibitors under the age of 18 are expected to care for and groom their animals while at fairs or livestock shows.
4. Animals presented to show events where they will enter the food chain may not have volatile drug residues. The act of entering an animal in a livestock show is the giving of Consent by the owner, exhibitor, fitter, trainer and/or absolutely responsible person for show management to obtain any specimens of urine, saliva, blood, or other substances from the animal to be used in testing. Animals not entered in an event which culminates with the animal entering the food chain shall not be administered drugs other than in accordance with applicable federal, state and provincial statutes, regulations and rules. Livestock shall not be exhibited if the drugs administered in accordance with federal, state and provincial statutes, regulations and rules affect the animal's performance or appearance at the event. At any time after an animal arrives on the fair or livestock show premises, all treatments involving the use of drugs and/or medications for the sole purpose of protecting the health of the animal shall be administered by a licensed veterinarian.
5. Any surgical procedure or injection of any foreign substance or drug or the external application of any substance (irritant, counterirritant or similar substance) which could affect the animal's performance or alter its natural contour, confirmation, or appearance, except external applications of substances to the hoofs or horns of animals which affect appearance only and except for surgical procedures performed by a duly licensed veterinarian for the sole purpose of protecting the health of the animal, is prohibited.
6. The use of showing and/or handling practices or devices, such as striking animals to cause swelling, using electrical contrivance, or other similar practices, are not acceptable and are prohibited.
7. Direct criticism or interference with the judge, fair or livestock show management other exhibitors, breed representatives, or show officials before, during, or after the competitive event is prohibited. In the furtherance of their official duty, all judges, fair and livestock show management, or other show officials shall be treated with courtesy, cooperation and respect and no person shall direct abusive or threatening conduct toward them.
8. No owner, exhibitor, fitter, trainer, or absolutely responsible person shall conspire with another person or persons to intentionally violate this code of ethics or knowingly contribute or cooperate with another person or persons either by affirmative action or inaction to violate this code of ethics. Violation of this rule shall subject such individual to disciplinary action.
9. The application of this code of ethics provides for absolute responsibility for an animal's condition by an owner, exhibitor, fitter, trainer, or participant whether or not he or she was actually instrumental in or had actual knowledge of the treatment of the animal in contravention of this code of ethics.
10. The act of entering an animal is the giving of consent by the owner, exhibitor, fitter, trainer, or absolutely responsible person to have disciplinary action taken by the fair or livestock show for violation of this Code of Show Ring Ethics and any other rules of competition of the fair or livestock show without recourse against the fair or livestock show. The act of entering an animal is the giving of consent that any proceedings or disciplinary action taken by the fair or livestock show may be published with the name of the violator or violators in any publication of the International Association of Fairs and Expositions, including Fairs and Expositions and any special notices to members.

11. The act of entering of an animal in a fair or livestock show is the giving of verification by the owner, exhibitor, fitter, trainer, or absolutely responsible person that he or she has read the IAFE National Code of Show Ring Ethics and understands the consequences of and penalties provided for actions prohibited by the code. It is further consent that any action, which contravenes these rules and is also in violation of federal, state, or provincial statutes, regulations, or rules may be released to appropriate law enforcement authorities with jurisdiction over such infractions.

Animal Care: All owners or persons in charge of property, or livestock, shall care for, guard, protect, and preserve same, as Hodgeman County Fair does not undertake to do so, and it shall not be held responsible for any loss, shrinkage, or damage to said property or livestock or the owners or exhibitors thereof.

Barred Exhibitors: The Hodgeman County Fair Association reserves the right to refuse entry of any exhibitor who has been barred from any other show on the basis of unethical practices.

All Livestock: All market animals and bucket calves must be castrated and be healed and all animals must be free of infectious lesions and congenital defects. All animals must be of suitable health and quality to be exhibited to the public. The Fair Executive Board reserves the right to dismiss any animal from the grounds that does not meet these requirements. Any costs of special tests, or posting of dead animals will be the responsibility of the owners. Any animal which dies on the fairgrounds may have a necropsy performed by the Fair Veterinarian at the owners expense.

Superintendents reserve the right to call for an inspection of an animal or animals by the Fair Veterinarian. Any medication given orally, subcutaneous, or intravenously must be given under the Fair Veterinarian's supervision. Any drenching must also be done under the Fair Veterinarian's approval.

Veterinarian. Any medication given orally, subcutaneous, or intravenously must be given under the Fair Veterinarian's supervision. Any drenching must also be done under the Fair Veterinarian's approval.

- 8 Each exhibit must be free-standing or sufficiently supported by an exhibitor supplied support system that is moveable and is part of the total demission's and weight of the exhibit as described previously.
- 9 Top heavy items should be braced or placed in a stand sufficient to prevent it from toppling over while on display.
- 10 Exhibits may not be bound, affixed, attached to the buildings, except by the superintendent or Extension Staff.
- 11 Repair projects having adequate original finish need not be repainted.
- 12 Cutting surfaces, such as blades or knives, are to have a protective covering over them to prevent injury. The covering should be easily removed and reinstalled for judging. Foam "pool noodles" and multiple layers of cardboard are acceptable.
- 13 Exhibits that include weaponry of any kind will be disqualified. Weaponry is defined as any Instrument, possession, or creation, physical and/or electrical that is intended to be used to inflict damage and/or harm to individuals, animal life, and/or property.
- 14 If the exhibit is powered by flammable liquids (gas, propane, kerosene, etc.) the fuel tank and lines should be drained and allowed to dry, to avoid spills and potential fires.
- 15 Electric powered (battery, corded, solar, or alternative energy) should have a primary shutoff or disconnect switch.
- 16 Each exhibit must include an Ag Mechanics information packet. Entry of just a packet without an accompanying exhibit is not a sufficient exhibit.
- 17 Each exhibit information packet should include the following items: A) Bill of materials for the project with associated costs, scrap items used may be listed as having a \$0.00 cost, B) 1 to 5 pages of photos showing work on the exhibit, preferably from a beginning state to final or completed state, C) If appropriate schematics or working drawings relating to the creation or repair, D) If appropriate include operating instructions.

Cooperative
Extension!!
The
NATION’S BEST KEPT
SECRET!

United Wireless Night
at the
Hodgeman County Fair
Brisket Supper
cooked and served by
Branded BBQ
Saturday, July 13, 5:00 p.m.

AG MECHANICS Score Card

1. Workmanship	
A. General appearance and finish	10%
B. Quality of workmanship	15%
C. Number of skills	15%
2. Structure and design	
A. Strength and durability	15%
B. Originality	5%
C. Safety Features	10%
3. Practicability	
A. Labor saving on Farm	10%
B. Convenience and usefulness	10%
4. Material	
A. Economic choice of material	10%
TOTAL	100%

- Class #**
- 6010 - Micro Project class** (under \$100 for skills tests, ornamental and/or recreational items.)
- 6011 - Small Project Class** (\$100 to \$500 construction cost). Ex: Engine Stands, Picnic Tables, Two Wheel Trailer, Car Ramp, Feed Bunk Gates, Clipping Shoots.
- 6012 - Intermediate Project Class** (\$500 to \$2,000 construction cost). Ex: Working Facilities, Box Scrapers, Blades Hydraulic Press, Hydraulic Lifts Trailer, Cherry Pickers Squeeze Shoot, Pickup Flat Beds, Hydraulic Hoist, Log Splitter.
- 6013 - Large Project Class** (more than \$2,000 construction cost). Ex: Goose neck Livestock Trailer, Straight Tongue Livestock Trailer, Single Axle Trailer (8 ft. or longer), Grain Trailer, Round Bale Trailer, Subsoiler, Car Trailer

236: MARKET WHEAT SHOW

- 1. All entries compete together, no division
- 2. An entry consists of a 10 lb. Sample of wheat grown by the exhibitor in the current year. All entries must be combine run. Hand picked and /or screened entries are not allowed
- 3. It will be necessary for the grower to fill out a crop data card on each wheat sample. These crop data cards will be available at participating elevators and at the Hodgeman County Extension Office. These crop data cards must accompany each wheat sample.
- 4. Each exhibitor will be limited to one (1) entry for each class.
- 5. Quality samples from the Hodgeman County Wheat Show will be entered in the State Fair Market Wheat Show.
- 6. Samples will be sent to the Kansas Grain Inspection Service. Samples will be analyzed and judged on the following criteria based on a point system listed below.

Judging Criteria:	
Variety selection	250 points
Protein	200 points
Test Weight	200 points
Dockage	200 points
Shrunken & Broken	100 points
Completeness of data card	<u>50 points</u>
Total of all Criteria	1000 points

- 7. The decision of the judges will be final – no appeals will be considered. In case of a tie, premiums will be added together and divided by the number of entrants involved in a tie.
- 8. Ribbons will be given for the following classes:

Class #

- 4250 - KSU HRW Varieties

4251 - Other Public HRW Varieties (CO, TX, OK, etc.)

4252 - All AgriPro/Syngenta Varieties

4253 - All Westbred Varieties

4254 - All hard white wheat varieties

4255 - All other varieties
- The first four placing in each class will receive Purple, Blue, Red, and White ribbons respectively.

ENGINEERING & TECHNOLOGY

246: AG MECHANICS

- 1. The purpose of the Hodgeman County Fair Ag Mechanics contest is to stimulate interest in Agriculture and other areas. Projects will be judged based on workmanship, quality, welding skills, techniques, finish and the project’s ability to function.
- 2. The Hodgeman County Fair, and its members will not be responsible for loss or damage to projects exhibited.
- 3. There is no limit at to the number of projects a chapter or individual may enter.
- 4. Exhibits for this division must be finished during the current year.
- 5. Ribbons will be awarded in Purple, Blue, Red, and White with 1st and 2nd overall receiving Champion and Reserve Champion in open class by age division. No award made for Champion or Reserve Champion when there are less than three entries, except when the judge feels the exhibits are of champion quality.
- 6. For the total exhibit dimensions should not exceed 3 feet high, by 3 feet wide, by 3 feet deep. Total exhibit weight may not exceed 150 pounds (movable by a team of 2 people)
- 7. Wheeled exhibits must utilize a breaking mechanism which prevents the exhibit from freely rolling while on display.

RULES GOVERNING ENTRIES AND PREMIUMS

- 1. A superintendent and/or Fair Board member has the authority to immediately disqualify any unruly animal.
- 2. All animals and articles exhibited for premiums must be entered in superintendent's book in the proper department and number mentioned in this fair book.
- 3. No premium awarded unless animal or article is worthy.
- 4. Any animal carrying a disease or suspected of carrying a disease may be refused admittance to the grounds.
- 5. No award made for "Champion" when there are less than three entries in the phase, except when the judge feels the exhibits are of champion quality.
- 6. When there is no competition, articles will be awarded the first prize, second prize, or none subject to the decision of the judge.
- 7. No special prize will be solicited or awarded to entries in any department, unless authorized by the county Fair Board.
- 8. The Board of Directors of the Hodgeman County Fair Association reserves the sole and absolute right to construe its own rules and regulations and to determine arbitrarily all matters of differences in regard thereto.

OPEN CLASS RULES

- 1. NO ENTRY FEE WILL BE CHARGED FOR OPEN CLASS.
- 2. A CHAMPION RIBBONS WILL BE GIVEN WHERE IT IS APPROPRIATE TO THE OVERALL SELECTED CHAMPIONS.
- 3. Entries must be produced by the exhibitor since the previous years fair. Articles previously entered in a Hodgeman County Fair are ineligible, except in Special Classes.
- 4. Any resident of Hodgeman County or Former resident of Hodgeman County may exhibit in the open class division at the Hodgeman County Fair. The Hodgeman County Fair is NOT a fair in which an item may qualify for the Kansas State Fair. To exhibit at the Kansas State Fair one must be a Kansas resident and pre-enter. See www.KansasStateFair.com for the State Fair entry dates, rules and requirements.
- 5. Open Class designations: General Open, Clover Bud=future 4-Hers 6 and under, Youth=7-18, Adult=19-64, Senior Adult=65 and older. Age is determined as of January 1 of current year.
- 6. Read General Information

Under KS law, there is no liability for an injury to or the death of a participant in domestic animal activities resulting from the inherent risk of domestic animal activities pursuant to Section 1 trough 4 of KSA 60-208. You are assuming the risk of participating in this domestic animal activity.

Hodgeman County Farm
Bureau Paul Wasko
Memorial
Pedal Tractor Pull
& Family Fun Night
Thursday, July 11
7:00 p.m.
Registration 5:00-6:30 p.m.

HG CO Fair Association
65th Year Celebration,
Taco Salad Meal
Friday, July 12
5:00 p.m.

OPEN LIVESTOCK

2024 RECOMMENDED REQUIREMENTS FOR KANSAS COUNTY FAIRS GENERAL REQUIREMENTS

- All animals are subject to examination by the exhibition staff or their representatives and shall be free of clinical signs of infectious or contagious disease.
 - Animals determined by exhibition staff to have not met listed requirements will not be permitted to exhibit.
1. **Certificate Of Veterinary Inspection (Health Certificate)**
 - o **Kansas Origin Livestock** – Certificate of Veterinary Inspection is not required by Kansas Department of Agriculture – Division of Animal Health (KDA-DAH), but can be required at the discretion of each exhibition event.
 - o **Livestock Originating From Other States** – All livestock originating outside of Kansas must meet Kansas import requirements and must have a valid Certificate of Veterinary Inspection.

CATTLE (BEEF, DAIRY) AND BISON

1. All cattle and bison must meet the General Requirements.
2. Cattle determined by exhibition staff to have lesions of ringworm, warts or infested with mange will not be permitted to exhibit.
3. Cattle Originating From Other States
 - o All cattle must have official ID, and ID must be individually listed on the Accompanying CVI.

GOATS

1. In addition to the General Requirements, all goats must be:
 - o Identified with a registered tattoo or an official USDA premises ID tag (Scrapie tag.) Goats identified with registration tattoos must have legible tattoos and must have registration papers for these animals available for inspection.
 - o Free of any signs of sore mouth.
 - o Free of clinical signs of active fungal (ringworm) infection.
2. Goats Originating From Other States
 - o All goats must have official ID, and ID must be individually listed on the accompanying CVI.

HORSES

1. All horses must meet the General Requirements.
2. A comprehensive vaccination protocol is recommended, but not required by KDAH.
3. **Kansas Origin Horses** – A valid VS Form 10-11 showing evidence of a negative Equine Infectious Anemia (Coggins) test conducted by a state-approved laboratory within 12 months prior to exhibition is recommended, but not required by KDAH.
1. **Horses Originating From Other States** must be accompanied by a valid VS Form 10-11 showing evidence of a negative Equine Infectious Anemia (Coggins) test conducted by a state-approved laboratory within 12 months prior to entry into Kansas. Foals six months of age and younger, accompanying their EIA-negative dams, are exempt from EIA test requirements.

POULTRY

1. All poultry must meet the General Requirements.
2. Kansas Origin Poultry -
 - o Kansas continues its designation as a Pullorum-Typhoid (P-T) Clean state.
 - o All poultry (except waterfowl) are required to show proof of being P-T clean by one of the following:
 - Originate from a certified U.S. Pullorum-Typhoid clean flock
 - Test negative at check-in of the county fair when the county has been designated by KDA-DAH for surveillance. Routine surveillance testing will be performed for each county fair a minimum of once every 5 years.

235: GARDEN

1. Number following class description indicates number required for exhibit.
2. Unlimited number of entries per class.
3. It is recommended to put the name and variety of vegetables on entry card.
4. Ribbons will be awarded in Purple, Blue, Red, and White with 1st and 2nd receiving Champion and Reserve Champion in open class. There is no age divisions in Gardening.

Class

Fruits			
4410 - Apples, any variety, 5	4434 - Cabbage, green, 1	4453 - Potatoes, Sweet, any variety, 5	
4411 - Berries 1/2 pt. box	4435 - Cabbage, red, 1	4454 - Pumpkins, Field, 1	
4412 - Crabapples, any variety, 1/2 pt. box	4429 - Cantaloupes, any variety, 1	4455 - Pumpkin, mini, 3	
4413 - Peaches, any variety, 5	4436 - Carrots, any variety, 5	4456 - Radishes, 12	
4414 - Plums, any variety, 5	4437 - Cauliflower, 1 head	4457 - Rhubarb, 5	
4415 - Pears, any variety, 5	4438 - Cucumbers, Pickling, 5	4458 - Squash, butternut, 1	
4416 - Other large fruit, any variety, 5	4439 - Cucumbers, Slicing, 5	4459 - Squash, cushaw, 1	
4417 - Other small fruit, any variety, 1/2 pt. box	4440 - Eggplant, 1	4460 - Squash, hubbard, 1	
Herbs		4461 - Squash, summer, 1	
(5 sprigs of a variety in water)	4441 - Kohlrabi, 5	4462 - Squash, winter, 1	
4420 - Basil	4442 - Muskmelon, any Variety, 1	4463 - Squash, zucchini, small, slicing, 1	
4421 - Dill	4443 - Okra, 5	4464 - Squash, zucchini, large, baking, 1	
4422 - Oregano	4444 - Onions, red, 5	4465 - Sweet corn 5 ears	
4423 - Parsley	4445 - Onions, white, 5	4466 - Tomatoes, slicing, 5	
4424 - Any other Herbs	4446 - Onions, yellow, 5	4467 - Tomatoes, cherry, 5	
4430 - Beans, green snap, 12	4447 - Parsnips, 5	4468 - Turnips, 5	
4431 - Beans, yellow wax, 12	4448 - Pepper, banana 5	4469 - Watermelon, any variety, 1	
4432 - Beets, for table, any variety, 5	4449 - Peppers, bell, 5	4470 - Other vegetable, not otherwise specified	
4433 - Broccoli, 1 head	4450 - Peppers, other, 5	Large 1, med. 5, sm. 12	
	4451 - Potatoes, Irish Red, 5		
	4452 - Potatoes, Irish White, 5		

4475 - Garden Display: Canned vegetables are not acceptable. Only one variety of a specific vegetable may be exhibited. The numbers of the five vegetables to be exhibited are as follows: Large vegetables, one each: Watermelon, squash, pumpkin, eggplant, cabbage, cantaloupe or similar vegetable. Medium vegetables, five each: Cucumbers, tomatoes, carrots, beets, onions, peppers, parsnips, okra, radishes Irish potatoes, sweet potatoes. If small fresh vegetables, such as green beans, are used as one of the five different vegetables, a dozen is suggested for a good display. Shelled vegetables should not be exhibited. Quality and condition of exhibit will be considered. Choose vegetables for exhibit that will hold up well during the Fair. Avoid over-ripe or over-mature specimens. Those that are slightly under-ripe or slightly immature when picked may last longer.

Other Horticulture Classes

- 4480 - Largest Sunflower Head** (cut the sunflower head off the stem 8" below the seed head) (Open Only)
- 4481 - Tallest Domestic Sunflower** (cut sunflower off at ground level, do not bring roots to fair.) (Open Only)
- 4482 - Tallest Wild Sunflower** (cut sunflower off at ground level, do not bring roots to fair.) (Open Only)

234: FORESTRY

1. All exhibits to be mounted on 8 ½ x 11 heavy stock paper and placed in loose leaf binders. (Magnetic or adhesive filler sheets for photographic prints are recommended).
2. Name, club, age and year in project should be on front cover.
3. Divide specimens into the following 2 sections: Native Kansas Forest Trees and Non-native Kansas Forest Trees.
4. For ideas on mounting, see the Forestry Project Member's Guide (4-H 279). Exhibit one complete leaf where possible. Where leaf is too large, exhibit as much of the terminal portions as possible. Sketch in reduced scale the entire leaf and illustrate where the exhibited portion comes from.
5. Leaves should be identified with an appropriate label located near the leaf on the same page. These labels should include the proper common name (as listed in 4-H Bulletin 334, "List of Native Kansas Trees"), location (city and/or county where collected), and date (day, month, year) collected.
6. Displays shall be the standard 3' by 4' tri-fold board.

Class

4640 - Junior Forester - Knowing Trees as Individuals. Beginning - Exhibit leaves of 10 different native Kansas trees, OR leaf, twig and fruit of five different trees. Can exhibit non-natives in addition to native Kansas trees category.

4641 - Intermediate - Leaf Specimens Only - Exhibit leaves of a minimum of 20 (includes at least 10 new and 10 previously collected in beginning class) different native Kansas trees OR leaf, twig and fruit of 10 (includes 5 previously collected in beginning class) different trees. Can exhibit non-natives in addition to native Kansas trees.

4642 - Advanced Exhibit - leaves of a minimum of 40 (includes at least 20 new and 20 from previous classes) different native Kansas trees, OR leaf, twig and fruit of 20 different. Includes 10 new and 10 from previous classes) different trees. Can exhibit non-native in addition to native Kansas trees.

4643 - How A Tree Grows - Display required project notebook with 10 or more seeds collected with pictures showing germination study or a mounting of a thin section of wood cut from the end of a log or top of stump labeled with information such as kind of wood and age of tree when cut or exhibit an illustration of how a tree grows.

4644 - Tree Appreciation - Entry may include a research or reporting notebook with no more than 10 pages based on the exhibitor's selected tree. This notebook may include sketches, drawings, pictures, a story, or any other things which will help tell about the tree you have selected.

4645 - Senior Forester -Growing and Protecting Trees - Display requires project notebook telling about project and pictures before, during and after planting seedlings.

4646 - Tree Culture - Display requires project notebook showing your project work including pictures of before, during and after woodlot improvement.

4647 - How Forests Serve Us - Display collected wood samples (all or partial) and a 500 word essay. Wood sample display is to be mounted on poster board or any stiff mounting material no larger than 3' wide x 4' high. Essay should be displayed in a covered binder.

Educational Exhibit must be directly related to tree identification or Forestry. Type of exhibit Is open (notebook, poster, collection box, etc.) given a maximum size of 2' x 3'. This is a good class to exhibit an unusual collection. Must be related to the Forestry Project.

4648 - Educational/Creative Exhibit/N

4649 - Educational/Creative Exhibit/P

4650 - Educational/Creative Exhibit/D

4651 - Educational/Creative Exhibit/V

POULTRY, continued

3. **Poultry Originating From Other States** – All poultry entering Kansas, except waterfowl, must show proof that they are pullorum – typhoid clean by one of the following methods:
 - o All poultry (except waterfowl) are required to show proof of being P-T clean by one of the following:
 - Originate from a certified U.S. Pullorum-Typhoid clean flock
 - Test negative on a P-T test within 90 days of exhibition
 - o Additionally, out-of-state poultry must have a "Permit to Ship Poultry or Hatching Eggs" issued by the KDAH within the previous year or a permit number issued by the KDAH office within the previous 15 days.

RABBITS

1. All rabbits must meet the General Requirements.
2. **Rabbits Originating from other States** - All rabbits originating outside of Kansas must meet Kansas import requirements and must have a valid Certificate of Veterinary Inspection.

SHEEP

1. In addition to the General Requirements, all sheep must be:
 - o Identified with a registered tattoo or an official USDA premises ID tag (Scrapie tag.)
 - o Free of any signs of sore mouth.
 - o Free of clinical signs of active fungal (ringworm) infection, including club lamb fungus.
2. Sheep Originating From Other States
 - o All sheep must have official ID, and ID must be individually listed on the accompanying CVI.

SWINE

1. All swine must meet the General Requirements.
2. **Swine Originating From Other States** must also meet one of the following:
 - o All swine must have official ID, and ID must be individually listed on the accompanying CVI.
 - o All swine must obtain an import permit number prior to movement into Kansas.

GENERAL HEALTH REQUIREMENTS

1. There will be a veterinarian present to certify the health of all incoming animals. They must be inspected before they are unloaded. If animals are brought in the night before, all animals, except steers, must be accompanied by an official certificate of veterinary inspection issued within 30 days of exhibit and must be available, upon request, to the officials of the Animal Health Department.
2. All animals, including steers, need to be individually identified by a tattoo, metal ear tag, registration number, or breed association ear notch for swine. This includes bull bucket calves and heifer bucket calves. Steer bucket calves are excluded.
3. Animals with active lesions of ringworm, multiple warts visible without close examination, or infested with mange, as determined by officials of the Kansas Animal Health Department, will not be permitted to exhibit.
4. All tests must be conducted in a state-approved laboratory.

ANIMALS

203: BREEDING BEEF CATTLE

Ribbons will be Blue, Red or White with the two top animals in each class will show for Champion and Reserve Champion Heifer or the Champion and Reserve Champion Cow.

Class #

2124 - Heifer

2125 - Cow and Calf

224: MARKET BEEF

1. Animal must be born after Jan. 1 of the preceding year.
2. Classes of Market steers & market heifers will be divided by weight.
3. The superintendent must furnish each exhibitor with a statement of the weight of each animal at the time of unloading.
4. Ribbons will be Blue, Red or White with the two top animals in each class will show for Champion and Reserve Champion. Each exhibitor may exhibit two beef animals in the carcass show.
5. **There will not be any re-weighs for any market animals.**

Class #

2001 - Market Beef

206: BUCKET CALF

1. Calf must be tied at night.
2. Quality of calf will not be a factor in judging.

Class #

2133 - Bucket Calf. For youth age 7-12. May be a beef, dairy, or any cross breed which has been cared for at least 45 days prior to the first day of the current Hodgeman County Fair.

209: DAIRY CATTLE

Ribbons will be Blue, Red or White with the two top animals in each class will show for Champion and Reserve Champion.

Class #

2140 - Dairy Heifer

2141 - Dairy Cow - calf

210: Dairy Goats

1. Exhibitors will not lift front legs of goats off the ground during judges examination.
2. All goats are required to have horns tipped (not less than the diameter of a dime at the end). No sharp points allowed. No tipping of the horns on the fairgrounds.
3. Meat goats are to be shown with a collar, lead, chain, halter or hand under the jaw. Dairy goats should be shown with a chain collar. (Do not carry brushes or combs in back pockets.)

Class #

2147 - Junior Doe

2148 - Senior Doe

**Dance to
Weston
Cossman Band
@ the Fair
Saturday,
July 13,
8:00 - 12:00 p.m.**

233: FLOWERS

1. In these exhibits the judges shall consider arrangement or appropriateness of containers; however, paper cups for containers should not be used. Exhibits shall be judged by excellence and freshness of blossom, stem and foliage. Unlimited entries in each class will be accepted. *No purchased plants or flowers.*
2. It is recommended to put the name and variety of flowers on entry card.
3. Ribbons will be awarded in Purple, Blue, Red, and White with 1st and 2nd receiving Champion and Reserve Champion. There are no age divisions in Flowers.

Class #

ARRANGEMENTS, DRIED, & POTTED PLANTS

4520 - Asparagus Fern

**4521 - Arrangement of Dry
Flowers**

4522 - Begonia

4523 - Chrysanthemum

4524 - Geranium Plant

4525 - Impatiens

4526 - Ivy

4527 - Japanese Lanterns

4528 - Lunaria (money plant)

4529 - Orchid

4530 - Ornamental grasses

4531 - Petunias

4532 - Statice

4533 - Straw Flower

4534 - Succulent

4535 - Table Arrangement

4536 - Violet

4537 - Miscellaneous

ONE SPECIMEN EXHIBIT

4538 - Aster

4539 - Bachelor Button

4540 - Black-Eyed Susan

4541 - Calendula

4542 - Canna

4543 - Carnation

4544 - Chrysanthemum Sprays

4545 - Cleome

4546 - Cockscomb

4547 - Columbine

4548 - Cone Flower

4549 - Coreopsis

4550 - Cosmos

4551 - Dahlia, under 4"

4552 - Dahlia, 4-8"

4553 - Dahlia, more than 8"

4554 - Daisy, Livingston

4556 - Daisy, Shasta

4557 - Day Lily

4558 - Dianthus/pinks

4559 - Echinacea

4560 - Gaillardia

4561 - Geranium Stem

4562 - Gladiolus

4563 - Hibiscus, Perennial

4564 - Hibiscus, Tropical

4565 - Hydrangea

4566 - Ice Plant

4567 - Lily, Oriental

4568 - Lily, Tiger

4569 - Marigold

4570 - Petunia, Single

4571 - Petunia, Double

4572 - Obedient Plant

4573 - Orchid

4574 - Pansy

4575 - Phlox

4576 - Pinks

4577 - Poppy

4578 - Primrose

4579 - Rose

4580 - Rose, Hybrid Tea

4581 - Rose, Miniature

4582 - Salvia

4583 - Snapdragon

4584 - Strawflower, Stalk

4585 - Sunflower

4586 - Sweet Pea

4587 - Verbena

4588 - Vinca (Periwinkle)

4589 - Wild Flower

4590 - Zinnia, Small

4591 - Zinnia Large

**4592 - Any Other Annual not
listed**

**4593 - Any Other Perennial
not listed**

HOUSE PLANTS

4594 - African Violet

4595 - Asparagus Ferns

4596 - Begonia

4597 - Boston Ferns

4598 - Cacti

4599 - Coleus

**4600 - Collection of Cacti
(3 or more)**

**4601 - Collection of
Succulents
(3 or more)**

4602 - Geraniums

4603 - Hanging Basket

4604 - Ivy

4605 - Philodendron

4606 - Succulents

4607 - Terrarium

4608 - Other



K-STATE
Research and Extension

**Cooperative
Extension!!
The
NATION'S BEST
KEPT SECRET!**

**If you have any questions on any topic
contact the
Hodgeman County Extension Office at
620-357-8321 or bring the question to
the office at the Hodgeman
County Courthouse.**

PLANT SCIENCE

232: CROPS

SPECIAL RULES

1. Products exhibited must have been grown in the current year. (except sorghum which can be previous year's crop)
2. Effort should be made to select as mature entries as possible.
3. Cut sorghum stem 1/3 the length of the heads.
4. NOTE: All classes calling for a gallon sample: Wheat, oats, barley, and alfalfa may have a 2-1/2 to 3 inch diameter styrofoam cylinder or Pringle potato chip can placed in the gallon container to reduce the amount of grain to about three quarts.
5. Ribbons will be awarded in Purple, Blue, Red, and White with 1st and 2nd receiving Champion and Reserve Champion.

Class

- 4211 - Alfalfa exhibit to consist of one gallon sample seed.** Variety must be named.
- 4212 - Barley exhibit to consist of one gallon sample.** Variety must be named.
- 4213 - Brome Grass exhibit to consist of one gallon sample of seed.**
- 4214 - Canola, exhibit to consist of one gallon sample of seed**
- 4215 - Corn White, 5 ears,** (Variety or hybrid must be named)
- 4216 - Corn Yellow, 5 ears,** (Variety or hybrid must be named)
- 4217 - Edible Field Beans exhibit to consist of one gallon sample of seed,** last year or current year.
- 4218 - Grain Sorghum, hybrid, 10 heads,** (Hybrid must be named)
- 4219 - Oats exhibit to consist of one gallon sample.** Variety must be named.
- 4220 - Other Tame Grasses exhibit to consist of one gallon sample of seed.**
- 4221 - Sorghum exhibit to consist of one gallon sample of seed** (previous years crop).
- 4222 - Soybeans exhibit to consist of one gallon sample of seed** from last year or current years crop. Variety must be named.
- 4223 - Confectionery Sunflower, 3 heads**
- 4224 - Sunflower-confectionery exhibit to consist of one gallon sample of seed,** last year crop.
- 4225 - Oil Sunflower, 3 heads**
- 4226 - Sunflower-oil exhibit to consist of one gallon sample of seed,** last year crop.
- 4227 - Triticale, exhibit to consist of one gallon sample of seed.**
- 4228 - Winter wheat, Hard Red, one gallon sample,** variety or hybrid must be named
- 4229 - Winter wheat, Hard White, one gallon sample.** variety or hybrid must be named
- 4230 - Forage Sorghum, hybrid, 5 entire plants without roots,** (Hybrid must be named)
- 4231 - Other Forage Sorghum, 5 entire plants without roots,** (Variety must be named)
- 4232 - Alfalfa exhibit to consist of one flake** or slice from a rectangular bale, or a 10-inch section cut from a round bale. The flake or slice should be approximately 6 inches in thickness and tied in two directions. Variety must be named.
- 4233 - Native Grass Hay- Ten inch flake** or slice. Six inches thick and tied in two directions. Variety must be named.
- 4234 - Edible Field Beans bundle of 15 live plants** grown in current year.
- 4235 - Soybeans bundle of 5 live plants** grown in current year.
- 4236 - Forage Corn, 5 entire plants without roots,** (Hybrid must be named)
- 4237 - Other Forage Crops, one flake or slice**
- 4238 - Miscellaneous crops** - exhibit to consist of one gallon sample of seed produced from current project or 10 heads produced from current crop. (Variety must be named.)
- 4239 - Cotton Bolls—10 open bolls** (not plants)
- 4240 - Corn - Exhibit to consist of one gallon sample.** Variety must be named.
- 4241 - Weed control exhibit**

225: GOAT

1. Must meet general information.
2. All market goats must have been dropped during the current year.
3. All market goats must be identified with an official USDA premise ID tag.
4. Market meat goats may be either a wether kid or doe kid, no intact males.
5. Market meat goats will be judged by weight classes only.
6. There will not be any re-weights on market animal.
7. Exhibitors will not lift front legs of goats off the ground during judges examination.
8. All goats are required to have horns tipped (not less than the diameter of a dime at the end). No sharp points allowed. No tipping of the horns on the fairgrounds.
9. Meat goats are to be shown with a collar, lead, chain, halter or hand under the jaw.
10. Meat goat judges will consider:
Preparation of animals for show-
 - a. condition of feet
 - b. washing and cleanliness
 Showing of animal and exhibitor appearance-
 - a. control of animal by exhibitor
 - b. poise and collectiveness
 - c. skill of showing
 - d. ability to stand, move or show the animal as requested by judge.

Class

2155 - Market Meat Goats

228: BREEDING MEAT GOAT

Class

2163 - Junior Doe

2164 - Senior Doe

SHEEP

1. Lambs dropped before Jan. 1 current year are not eligible.
2. Animals being shown in market classes are not eligible to show in breeding classes and vice-versa.
3. Market lambs will be weighed at the fair. Classes will be determined after weighing when entered at the fair.
4. At the time of fair weigh-in and showing, all market lambs must be slick shorn with an even length of wool covering above the hock and knee (head and belly excluded). Wool length should not exceed 0.2 inches.
5. The use of artificial coloring, except on hooves, is prohibited.
6. During the judges inspection or handling, all four feet of the animal are to be in contact with the ground.
7. Ribbons will be Blue, Red or White with the two top animals given Champion and Reserve Champion in each class.
8. **There will not be any re-weights on market animal.**

204: BREEDING EWE

Class

2285 - Ewe lamb

2286 - Ewe and lamb

226: SHEEP

Class

2275 - Market Lambs

227: SWINE

1. Swine exhibitors will not dump manure or straw over the south fence of the hog barn. There will be a wheelbarrow in the hog barn into which manure and straw may be placed.
2. All market hogs must be farrowed after Jan. 1, current year.
3. Pigs must be tagged at least 50 days before fair.
4. Classes will be divided by weight upon entry at the fair.
5. There will be no re-weighing of any market animals
6. Ribbons will be Blue, Red or White with the two top animals given Champion and Reserve Champion in each class.

Class #

2295 - Market Swine

205: BREEDING SWINE

230 - Breeding Gilts

**Pulled Pork
Supper
Thursday, July 11
5:00 p.m.**

**4-H LICENSE
TAG FOR
STATE OF
KANSAS**



**Rabbit & Poultry
Judging
Friday, July 12**

**Rocket Launch
Thursday, July 11
5:30 p.m.**

PEOPLES CHOICE YESTERYEAR PHOTOGRAPHY

Have any pictures from YESTERYEAR in Hodgeman County? Now you can dig out that old picture enter IT into this year's County Fair. These pictures may be any size, but still need to be mounted on a photo mat. No more than 3 photos per mat. These are for people to vote on if there are 12 pictures, a calendar may be made of the photos receiving the 12 most votes. Photo's must be from people, life, animals, buildings, or places in Hodgeman County. Not eligible for Kansas State Fair.

Class #

5090 – People's Choice Photography

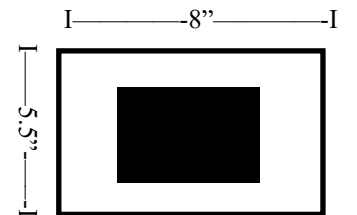
SMALL PHOTO PHOTOGRAPHY

Have any pictures from anytime? Now you can print the picture taken on your cell phone or any other camera and enter IT into this year's County Fair. These pictures should be 4"x6". They need to be mounted on a poster board or 20# index weight paper. Center photo on paper mount with photographic adhesive.

Ribbons will be awarded either Purple, Blue, Red, and White.

Class #

5095 – Small Photo Photography



Laverne 'Jim' Housman Memorial Scan-o-Gram Contest



Laverne 'Jim' Housman (1938 - 2019) was a life-time Hodgeman County custom harvester, rancher, and tremendous supporter of agriculture education with the 4-H & Youth Program. The Scan-o-Gram contest honors Jim for his many years of service and dedication.

**2024
Hodgeman County Fair
4-H Scan-o-Gram
Contest
Friday, July 12
9:00 a.m.**

Fairgrounds Livestock Barn
Cash prizes awarded to the
Champion and Reserve Champion
scan of each market specie entry.



- Class #
4931 - Youth Color Videos or movies
4961 - Adult Color Videos or movies
5031 - Youth B&W Videos or movies
5061 - Adult B&W Videos or movies

Video entries: Criteria for judging shall include:	
1. Evidence of story line	30%
2. Use of camera angles	15%
3. Use of zooming techniques	10%
4. Smoothness of scene changes	10%
5. Story telling. No time or date should be imprinted on the tape or disk	35%
TOTAL	100%

RETRO-PHOTOGRAPHY

Have you ever taken a picture and thought it was County Fair quality, but you did not get it entered in that year’s County Fair? You get a do over. Now you can dig that old picture taken at least 2 years ago and get it entered into this year’s County Fair. Not eligible for Kansas State Fair. Rules are the same as the regular photography, except:

- 1. Any picture taken at least two years ago
- 2. Has not been previously entered in a county fair.
- 3. Mounting rules same as Photography.
- 4. Ribbons will be awarded in Purple, Blue, Red, and White.

- Class #
5085 - Retro B/W
5086 - Retro Color
5088 - Beef Photographs (older photos-for display only, any size)



- HORSE
- 1. All horses are shown at owner's risk.
 - 2. The age of the horse is determined as of Jan. 1, in the year the horse is born.
 - 3. The performance class will be judged under saddle; rider will perform as instructed by the judge.
 - 4. Two year olds may be shown in both halter and performance classes.
 - 5. Horses will not be stabled at the Fair.
 - 6. Exhibitors are limited to only one entry in each performance class.

- 222: HORSE HALTER
- Halter - Females
- Class #
2180 - Weanling Fillies
2181 - Yearling Fillies
2182 - Two year old Fillies
2183 - Three year old Mares and older

- Halter - Males
- Class #
2184 - Weanling Stallions or Geldings
2185 -Yearling Geldings
2186 - Two year old Geldings
2187 - Three year old Geldings and older

- Showmanship
- Class #
2188 - Youth Halter Showmanship
2179 - Adult Halter Showmanship

- 223: Horse Performance
- Class #
2200 - Youth Walk-Trot Western Pleasure**
2201 - Youth Walk-Trot Western Horsemanship**
2202 - Youth Western Pleasure
2203 - Youth Horsemanship
2204 - Youth Trail class - Three minutes will be given to open the gate and start on the trail course.
2205 - Youth Reining class
2208 - Youth Barrel Racing
2209 - Youth Pole Bending (if poles available)
2210 - Youth Ride a Buck
2232 - Adult Western Pleasure
2233 - Adult Horsemanship
2234 - Adult Trail class -- Three minutes will be given to open the gate and start on the trail course.
2235 - Adult Reining class
2238 - Adult Barrel Racing
2239 - Adult Pole Bending (if poles available)
2240 - Adult Ride a Buck

Poultry & Rabbits

POULTRY

- The Kansas Poultry Disease Act (effective Jan. 1 1985 requires that owners of all poultry (except waterfowl), show proof that the bird(s) are free from pullorum-typhoid diseases before entering them for public exhibit. Three methods are available for meeting this requirement:
1. Clean flock-owners’s name must appear on the official state list of Pullorum-Typhoid Clean Flock or the owners must present an official VS Form 9-3 (Flock-Selection and Testing Report) or a VS Form 9-3 (sales of hatching eggs, chicks, and poults.)
 2. Test prior to show-owner must present an official VS Form 9-3 signed by an official blood testing agent. Test must be completed within 90 days prior to the show.
 3. From clean source-owner must present evidence, such as a sales slip or name of hatchery, that entries were purchased from a pullorum-typhoid clean source and that entries are from the only stock on the premises or the flock has been physically separated from other flock(s) on the premises. NOTE: If you plan to exhibit at the State Fair, your poultry and rabbits must be P-T tested.
 4. Review General Information.
 5. All poultry must be banded to insure proper identification at the fair.
 6. All birds will be examined at the fairgrounds and any evidence of disease will cause the entry to be refused.
 7. All poultry except waterfowl and pigeons must be blood-tested for pullorum-typhoid disease within 60 days of the fair. Testing will be done on two different days before entry deadline. A small per bird testing fee will be charged and a certificate will be issued for birds with negative results. Any entry testing positive will not be allowed to enter. Contact the Extension Office for scheduled testing dates.
 8. Exhibitors are expected to bring their own feed and take care of birds during the fair.
 9. Include breed and band number on pre-entry form.
 10. Age classes for Poultry are:
 - a. Young birds/pens less than one year old.
 - b. Old birds/pens are older than one year at the time of the fair.
 11. Pen of Three-3 Hens or 3 Pullets of the same breed.
 12. Open Class exhibitors may need to show them in a carrier (bring day of judging if there is not enough pen space.

238: Chicken

Class

- 2470 - Standard Breeds, large fowl, young pen, 1 bird of either sex
2471 - Standard Breeds, large fowl, old pen, 1 bird of either sex
2472 - Standard Breeds, Bantams, young pen, 1 bird of either sex
2473 - Standard Breeds, Bantams, old pen, 1 bird of either sex
2474 - Production Pullets, pen, 3 standard bred, crossbred or strain cross pullets to be judged on egg production qualities only
2475 - Production Hens, pen 3 standard bred, crossbred or strain cross hens to be judged on egg production qualities only
2476 - Dual-purpose Pullets, such as Rhode Island Reds, New Hampshire, Plymouth Rocks, etc.
2477 - Dual-purpose Hens, such as Rhode Island Reds, New Hampshire, Plymouth Rocks, etc.

239: Meat Chicken

- 2478 - Meat-type chickens, pen 3 standard bred, crossbred or strain cross birds of the same sex to be judged on meat production qualities only

240: Ducks

Class

- 2479 - Ducks, all breeds, all ages, 1 bird of either sex
2480 - Ducks, Call or Bantam breeds, all ages, 1 bird of either sex

	Class #			
	Youth Color	Adult Color	Youth B&W	Adult B&W
Portrait-<u>Informal</u> -an artistic representation of a person; relaxed, friendly and unofficial; usually in casual, everyday clothing.	4925	4955	5025	5055
Reflection -an image formed by the phenomenon of light, heat, sound, etc. being reflected	4926	4956	5026	5056
Still Life -an arrangement of inanimate objects.	4927	4957	5027	5057
Digital Composite Image - Photo must be created from originals taken by the exhibitor. Exhibitor must include a second 11” x 12.5” matte board (Explanation board) mounted with standard size prints of the original photos 3” x 5” card(s) explaining what manipulation was done and a standard size print of the final photo. Optional, may include prints of editing steps. Photos showing editing steps may be layered.	4928	4958	5028	5058
Computer Manipulated Photo - Photo must be from an original(s) taken by the exhibitor. Exhibitor must include a second 11x12 ½ matte board mounted with standard size print or prints (if more than one photo was used) of the original photo(s) and 3x5 card(s) explaining what manipulation was done. May include additional photos (standard size and may be layered) showing editing.	4929	4959	5029	5059
Photo with Special Effects - Special effects are done using in-camera and /or printing techniques. The original photo is mounted on one board; there may not be any additional photos. Examples include: zooming the lens during exposure, illusions, kaleidoscope, double exposure, etc. In addition, neon and solarization are considered special effects.	4930	4960	5030	5060

Videos/movies must be judged in a projected format. Entries must be full motion not a series of still images with pan or zoom motion added by a software program. All content must be the result of the current year’s project work. All content must be original and created by the exhibitor(s) unless signed copyright, use and/or performance releases are provided. Entries may be created by an individual or by a team. Talent, computer editing, titles, graphics, animation and music are allowed and recommended. Entries must be one of the following production types: Instructional, Informational, Documentary, Persuasive/PSA, Story or Entertainment. Length must be no longer than three minutes with the exception of Persuasive/PSA which must either be 30 seconds or 60 seconds. Entries will be evaluated on design characteristics, technical content, production quality, and effectiveness. Entries not adhering to the rules and requirements will be awarded a ribbon one placing lower than the placing determined by the official judges. Sound should follow the story line and should be more than dialog, but sound is not a required feature. In addition, all of the photographic techniques, such as the rule of thirds, composition, framing, etc., will be applied. Titles may used but are not required. Videos must be in a DVD standard format, so as to be playable on a laptop computer. Place DVD in a 2 gallon self sealing plastic bag with entry tag. Exhibitor is responsible for supplying audio-visual equipment. The Fair Board takes no responsibility for damage or theft of any equipment and/or materials used by the exhibitor.

22. Photos with live subject(s) on railroad right away or taken from railroad right away property will not be displayed in KS 4-H Photography.
23. Copyright protections must be observed.

	Class #			
	Youth Color	Adult Color	Youth B&W	Adult B&W
Action/Sports -movement must be visible.	4910	4940	5010	5040
Animal -must illustrate some aspect of a live animal’s existence	4911	4941	5011	5041
Agriculture -any subject relating to the science or practice of farming, including rearing of crops and animals.	4912	4942	5012	5042
Architecture -must illustrate the art or practice of designing and constructing building, the style in which a building is designed and constructed or the complex structures of a building.	4913	4943	5013	5043
Fair Theme -any subject	4914	4944	5014	5044
Hodgeman County Scenic -Pictures from anywhere in Hodgeman County.	4915	4945	5015	5045
Landscape/Seascape -must illustrate an area of countryside, city or expanse of sea, land, sea or sky with a definite subject. Structures may be included if they enhance the scene.	4916	4946	5016	5046
Macro -extreme close-ups of any subject shot with close-up filters, macro lenses or any other macro technique.	4917	4947	5017	5047
Miscellaneous -any subject or technique that does not fit into any other class. May not be another photo of a subject already entered in another class.	4918	4948	5018	5048
Nature -any subject from the physical world, including plants, animals, the landscape and natural phenomena, as opposed to humans or human creations.	4919	4949	5019	5049
Panoramic -an unbroken view of a surrounding region.	4920	4950	5020	5050
Photojournalism -the communicating of news by a photo.	4921	4951	5021	5051
Photo Essay -consists of 3 to 8 photos aesthetically arranged to tell a complete visual story. The main photo must be at least 5" x 7" and no larger than 8" x 10". Supplemental photos may be mounted in any order and in any pattern on a sheet of mount board or foam core board not larger than 16" x 20". Photo essays may be vertical or horizontal. A title or headline may be included and it should be neatly printed. Adhesive letter may be used.	4922	4952	5022	5052
Plant Life -some aspect of the life of a living organism that absorbs water and inorganic substances through its roots and makes nutrients in its leaves by photosynthesis.	4923	4953	5023	5053
Portrait-Formal -an artistic representation of a person, posed and close-up (typically, head and shoulders); in business or formal attire.	4924	4954	5024	5054



By Annabeth Thompson

POULTRY, continued

241: Meat Ducks

2481 - Meat Pen of Duck Broilers (pen of three, must be same breed, and follow guidelines in the “Growing Broilers for State Fair” publication

242: Other Fowl

Class #

2482 - Turkeys, all breeds, pen, 1 bird of either sex

2483 - Geese, all breeds, pen, 1 bird of either sex

2484 - Other fowl, 1 bird of either sex

RABBITS

1. Read GENERAL INFORMATION.
2. Each member will furnish his own feed and watering cup. A pen will be provided.
3. A pen consists of one rabbit in the following classifications.
4. All rabbits will be divided into age classes (pre-junior, junior, 6-8 months, and senior) and judged according to their breed standard as listed in the ARBA (American Rabbit Breeders Association) "Standard of Perfection". Only breeds recognized by ARBA may be shown.
5. When pre-entering, list sex, breed, variety and readable tattoo numbers in the rabbit's left ear on the rabbit entry form.
6. Same class, same variety and same breed substitution may be made after entered except showmanship and fur.
7. Each rabbit entered in any class is required to have a legible permanent tattoo in left ear, if not, entry will be eliminated.
8. Open Class participants may house their rabbits at the fairgrounds providing there are enough pens. The Superintendent will have the authority to require that open class rabbits be shown on a carrier show basis.

243: Rabbit

Class #

2440 - Junior Buck (under 6 months of age)

2441 - Junior Doe (under 6 months of age)

2442 - Intermediate Buck (for 6 classes breeds)

2443 - Intermediate Doe (for 6 classes breeds)

2444 - Senior Buck (6 months of age and over)

2445 - Senior Doe (6 months of age and over)

245: Rabbit Meat

2446 - Meat pen-3 rabbits, all one recognized breed and variety, maximum weight 5 pounds each. Will be judged on their meat qualities, condition and uniformity.

244: Rabbit Fur

Exhibitor may pick one rabbit from those exhibited, or one from a meat pen, to enter in the fur class. (Only one entry in fur class.) If number and kinds of fur permit, class will be broken down into white and colored fur. This decision is up to the Superintendent and will follow ARBA rules.

Class #

2454 - Normal white fur

2455 - White Satin fur

2456 - White Rex fur

2457 - Normal colored fur

2458 - Colored Satin fur

2460 - Colored Rex fur

2261 - Angora wool, White

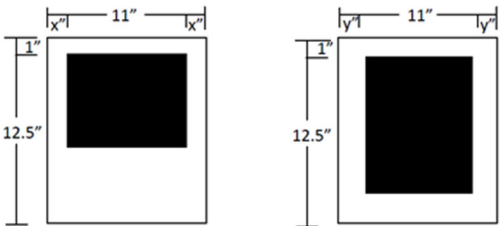
2262 - Angora wool, Colored

PHOTOGRAPHY

231: PHOTOGRAPHY

SPECIAL RULES

1. Black & white and color photographs may be exhibited.
2. Exhibitor may enter unlimited photos per class.
3. Photographs entered must be the result of the current year's work by the exhibitor.



4. Photos are to be mounted across the narrow (11") dimension of an 11" x 12.5" sheet of white studio mount.
5. All photos must be no larger than 8" x 10" and no smaller than 7" x 9", after trimming.
6. Photos must be mounted with the top edge of the print 1 inch down from the top and centered on the board. The sides of the print must be equal distance from the two sides of the mount.
7. A permanent mount must be made by using photographic adhesive mounting. Use only adhesives designed for permanent photography mounting. Do not use double stick tape, rubber cement or other household glues. These products cause buckling, stains or lumps in photo surfaces. Frames and glass are prohibited.
8. No lettering is permitted on the front of the mount or on the photo, only on the form provided. No underlays or borders are to be used. No contact prints on front of mount.
9. Exhibitor's name, address, phone number, photo class on entry tag.
10. All black and white prints will be judged together in each class. All color prints will be judged together in each class.
11. Improperly mounted photos will be awarded a ribbon one placing lower than the placing determined by the official judges.
12. A non-adjustable camera has a fixed f-stop and shutter speed. Phones are considered non-adjustable. If the f-stop or shutter speed can be changed either manually or automatically, the camera is adjustable.
13. Each entry will be placed in a photo bag to at the fair to protect the photo during transportation, handling and display. Each entry must have a completed entry tag inside the plastic bag.
14. Exhibitors are required to submit small original photos for items entered in special effects classes. Place the original photo (4" x 6" or smaller) in an envelope, tape the sides and bottom to the back side of the mount board with the flap opening out.
15. Photographs taken with a digital camera and having no more adjustments than exposure, color intensity or correction, red eye removal, cropping, dodging and burning should be entered in the standard classes.
16. Slides have been dropped
17. Black and white class is for black and white prints only. Monochromatic prints, including sepia prints are considered color photos and must be entered in the appropriate color photo class.
18. Computer manipulated photos may include multiple prints on the board showing the changes made.
19. All videos are to be original and result of the member's current year's work, be no longer than five (5) minutes and comply with copyright regulations.
20. Ribbons will be awarded in Purple, Blue, Red, and White with 1st and 2nd in each age division receiving Champion and Reserve Champion in open class.
21. Appropriate photo subject matter: Photographic subject matter is expected to followed 4-H Standards. If it is not allowable at a 4-H event, it is not allowable in a 4-H photograph at the Fair including photos of alcohol beverages or advertisement or photos taken on Railroad tracks or property.

230: PET SHOW DIVISION

All youth, 4-H and other, are encouraged to show their pets (any kind). There will be classes to accommodate any and all pets. The Pet Show is held in the show ring on Sunday.
Rules

- 1. All exhibits must be caged or on a leash while on the fairgrounds. Entries will stop being taken **ten** minutes before the show. Last call will be announced.
- 2. No intact male cats or dogs.
- 3. The pet show is open to any Hodgeman County resident.
- 4. Dogs must be harnessed or leashed while in the show ring.
- 5. Dogs must be free of fleas and bathed.
- 6. Cats & dogs must have all vaccinations current and the owner must present proof of vaccination upon entering the show. Required vaccinations: Rabies, Distemper, and Feleuk.
- 7. All animals are brought at owners own risk.

Class #	6610 - Smartest	6613 - Friendliest
	6611 - Most Political	6614 - Most Useful
	6612 - Cutest	6615 - Most Athletic

255: Turtle Races

- Class #
- 7030 - 0-5 years old Turtle Races
 - 7031 - 6-8 years old Turtle Races
 - 7032 - 9-11 years old Turtle Races
 - 7033 - 12-15 years old Turtle Races
 - 7034 - 16 years or old Turtle Races
 - 7035 - Overall Championship Turtle Races

256: VETERANS DISPLAY

- Class #
- 6650 - Veterans Display



By Myla Tarman

BOOTHS & BANNERS

202: Booths & Banners

- 1. Clubs may enter a booth or a banner but not both.
- 2. Booths and banners must be in place by 5 p.m. Friday.
- 3. A 6' x 6' space will be provided for all booth exhibits.
- 4. Banners must be hung on a rod strong enough to support the banner. On each end of the dowel stick, there should be a wire or chain six inches long. One end of the wire will be fastened to the end of the dowel. Please attach a S hook on a rod and rope or hanging wire, strong enough to support the banner.
- 5. Banners are to be minimum of 3' x 4' and maximum of 3' x 5'.
- 6. Banners should be made of flame resistant materials that permit the banner to be folded or rolled without damaging the display. Three dimensional objects should not be attached to the front of the banner.
- 7. A label is to be attached to the front lower left-hand corner of the banner giving the name of the club and the county. Waterproof inks prevent smearing and are recommended for the label. Letters should be two inches in height.
- 8. The following points will be considered in judging of booths and banners: educational value, interest and originality, appearance, and quality of display material.

Banner Evaluation (banner size - minimum of 3' x 4' and maximum of 3' x 5')

1. Educational	40%
a. Presents suggestion or striking facts that are simple in form and quickly grasped, or	
b. Shows extent to which group involvement meets a fundamental need, or	
c. Promotes decision and action or central theme.	
2. Interest and Originality	20%
a. Original creation.	
b. Holds interest of people until they have read or observed essentials of the message.	
c. Defines clearly one central idea.	
3. Appearance	20%
a. General appearance, artistic, neat and attractive.	
b. Can be viewed and read at a distance up to 20 feet.	
4. Quality of display material	20%
TOTAL	100%

Booth Evaluation (booth size - 6' x 6')

1. Education value	40%
a. Present suggestions, facts simply	
b. Can promote decisions and actions if benefits and interest of all	
2. Quality of display material	20%
a. Any items used within booth should be designed effectively and work or overall theme of booth should be of good quality.	
b. Letters should be easy to read.	
3. Initiative and Originality	20%
a. Presents ideas clearly.	
b. Clearly defines one central idea.	
4. General appearance and attractiveness	20%
a. Neat and attractive	
b. Title sign on front should be easily seen	
TOTAL	100%

- Class #
- 3314 - FCE Booth
 - 3315 - FCE Banner
 - 3316 - Booth
 - 3317 - Banner

CLOTHING

- 207: CLOTHING Construction**
- 1. Read General Information.
 - 2. All exhibits must have been made since fair time last year.
 - 3. No limit on articles entered in a class.
 - 4. Please include pattern number.
 - 5. Ribbons will be awarded in Purple, Blue, Red, and White with 1st and 2nd receiving Champion and Reserve Champion according to age division.

	Class #			Class #	
	Youth	Adult		Youth	Adult
Blouse, Children Wear	6310	6410	Tote Bag	6336	6436
Dress, Children's Wear	6311	6411	Blouse	6355	6455
Jumper, Children's Wear	6312	6412	Costume, any holiday	6356	6456
Shirt, Children's Wear	6313	6413	Dress	6357	6457
Slacks, Children's Wear	6314	6414	Dress, wedding or bridal	6358	6458
Sleepwear, Children's Wear	6315	6415	Formal	6359	6459
Skirt, Children's Wear	6316	6416	Men’s Pants	6360	6460
Vest, Children's Wear	6317	6417	Men’s Shirt	6361	6461
Western Shirt-child, Children's Wear	6318	6418	Men’s Vest	6362	6462
Apron	6325	6425	Sleepwear	6363	6463
Accessory	6326	6426	Shorts	6364	6464
Bib	6327	6427	Skirt	6365	6465
Blanket	6328	6428	Sportswear	6366	6466
Center Piece	6329	6429	Sweatshirt	6367	6467
Doll Clothes	6330	6430	Western Shirt, men or women	6368	6468
Hat	6331	6431	Women’s Slacks	6369	6469
Pillow	6332	6432	Women’s Suit	6370	6470
Purse	6333	6433	Youth Wool	6371	6471
Robe	6334	6434	Other	6372	6472
Stuffed Animals	6335	6435			

Round Robin
Showmanship Contest
Saturday, July 13
8:30 a.m.

Market Livestock Sale
Saturday, July 13
6:00 p.m.

OTHER

- 200: BARN QUILT**
- 1. All entries compete together, no age division
- Class #**
6660 - Large painted barn quilt block—2’ X 2’ or larger
6661 - Small painted canvass—smaller than 2’ X 2’

201: Bike - Trike Rodeo

	Class #		
	Jr.	Intermediate	Sr.
Snail Race	7000	7010	7020
Clover Race	7001	7011	7021
Flag Race	7002	7012	7022
Sprint Race	7003	7013	7023
Dizzy Race	7004	7014	7024
2 Mile Race	-	-	7025

- 208: CULTURAL ARTS**
- 1. Read General Information.
 - 2. Contestants may enter any creation or display not eligible in any other division.
 - 3. For exhibit only - not considered for competition.

Class #
6600 - Cultural Arts

211: DECORATED COOKIE JAR CONTEST

- Any Hodgeman County resident youth or adult is eligible to enter the cookie jar contest.
- 1. You are required to decorate a clear plastic wide-mouth jar of 1 gallon capacity.
 - 2. Fill your jar with a variety of 4 different kinds of cookies, each individually wrapped in clear plastic wrap.
 - 3. Also bring one cookie of each kind in a covered flat box with each cookie individually identified and wrapped in plastic wrap, so that judges will not need to open the jar. Boxes of cookies will not be returned.
 - 4. Hang entry card around the neck of the cookie jar.
 - 5. Your cookie jar is to be entered by 8:45 a.m. Saturday. It will be on display during the county fair. All cookie jar entries may be checked out on Tuesday evening after 9:00 p.m.
 - 6. Grand Champion Adult Cookie Jar will be auctioned on Tuesday evening, with owner permission, with proceeds being donated to Hodgeman Co. Fair Building Fund.
 - 7. All 4 kinds of cookies must be visible.
 - 8. Entries will be divided into Youth and Adult Divisions.
 - 9. Ribbons will be awarded in Purple, Blue, Red, and White with 1st and 2nd receiving Champion and Reserve Champion according to age division.

Class #
6620 - Decorated Cookie Jar, Youth Division
6621 - Decorated Cookie Jar, Adult Division

Food Preservation, Cont.	Class #	
	Youth	Adult
Spaghetti Sauce	3785	3866
Taco Sauce	3786	3867
Tomatoes	3787	3868
Tomato Juice	3788	3869
Other Tomato Products	3789	3870
Beans, Green	3790	3871

Food Preservation, Cont.	Class #	
	Youth	Adult
Beans, Fancy Pack	3791	3872
Beans, Yellow	3792	3873
Beets	3793	3874
Carrots	3794	3875
Corn	3795	3876
Potatoes	3796	3877
Other Vegetables	3797	3878

NEW OR SPECIAL EVENTS OR CLASSES

EVENTS

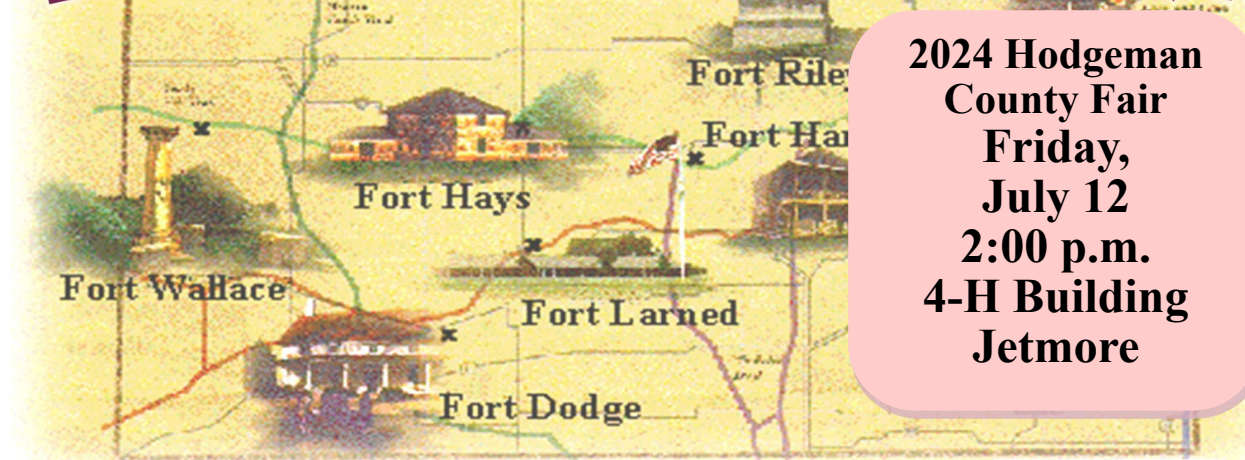
*Community Life Sunday Supper
& Presentations
Public Style Revue
Horse Show
Round Robin Fitting and Showing
Contest
Market Livestock Sale
Biscuits & Gravy -Hg. Co Fair Assn
Trike and Bicycle Rodeo
Theta Pi Ice Cream Social
"HG CO Community " Dance
Turtle Races
Pet Show
Rocket Launching
Judging of Livestock
John Ewy Presentation*

*County Fair Pageant
Medallion Hunt
Coloring Contest
Farm Bureau Family Fun Night—
Paul Wasko Memorial
Pedal Tractor Pull
Roping
CLASSES
Retro-Photography
People's Choice Yesteryear
Photography
Small Photos
Quilts of Yesteryear
Cultural Arts
Decorated Cookie Jar Contest
Ag Mechanics Projects
Barn Quilts*

**4-H'ers Serving
Taco Salad Supper
Friday, July 14
5:00 p.m.**


**Hodgeman County Fair
Association/Friends of 4-H
Brisket Supper cooked and
served by
Branded BBQ
Saturday, July 13
5:00 p.m.**

HODGEMAN COUNTY HISTORY



**2024 Hodgeman
County Fair
Friday,
July 12
2:00 p.m.
4-H Building
Jetmore**

The public is invited to experience a look back at our rich, local history. Presenters John Ewy of the Haun Museum and Charlie Meade - Special Deputy US Marshall, will share



The public is invited to experience a look back at our rich, local history. John Ewy of the Hahn Museum will share interesting facts of early Hodgeman County.

IN MEMORIAM
We would like to honor some of our Fair friends who passed in the last year.

**Drew Craghead
Loren Ochs
Evelyn Nusser**

**"Hodgeman
County
Community"
DANCE
Featuring:
"Weston Cossman
Band"
Saturday, July 13,
8:00 p.m.
Bring your own
refreshments.
Concession Stand
will be closed.**

DISPLAYS, NOTEBOOKS, POSTERS & VIDEOS

212: Displays

1. Care should be taken to select durable materials that will withstand fair conditions.

2. Entry tags should be attached to a main part of the display.

3. Scorecard for educational exhibit will be the same as for club banner. Scorecard for project accomplishment display will be based on particular project.

4. No state fair classes for this department.

5. Types of exhibits in this department are open to educational or creative displays, educational posters or notebooks. Take care to select durable materials to withstand fair conditions. **No card tables are allowed.** If the exhibit is a poster it must not be larger than 22" x 28". If the exhibit is a display, maximum size is 3' x 4' .

6. **EXHIBITORS MUST COMPLY WITH STATE AND FEDERAL LAWS.** It is illegal to possess threatened or endangered wildlife or the feathers, nests or eggs of non-game birds. Game birds and game animals taken legally during an open season may be used. The use of live wild animals is prohibited.

7. Display exhibits may include any combination of notebook, poster, picture story, display board, pamphlets, or other audio-visual materials (cassette tapes, VCR tapes, DVD’s etc.) Exhibitor is responsible for supplying audio-visual equipment. The Fair Board takes no responsibility for damage or theft of any equipment and/or materials used by the exhibitor.

8. Ribbons will be awarded in Purple, Blue, Red, and White with 1st and 2nd Overall the areas (**Notebooks, Posters, Display, Video**) receiving Champion and Reserve Champion in both open according to age divisions. State Fair does not have classes for most of the exhibits in this area.

Scorecard for Displays (3’ x 4') will be:

General appearance20%

Power to attract & hold attention25%

4-H message told25%

Unity of message15%

Materials15%

TOTAL100%

229: Notebooks

1. See general information.

2. All club officer notebooks should be on display. Records are to be complete up to July.

3. Notebooks will be judged on current year’s work only.

Scorecard for notebooks will be:

Introduction	15 %
Content	55 %
Organization (including Table of Contents)	15 %
Summary	15 %
TOTAL	100 %

237: Posters

1. Posters may be made of any color or white background material. Maximum size is to be 22" x 30". Minimum size is to be 8" x 11". Must be able to attach poster to wall for display, do not use items on poster that cannot hang.

Scorecard for poster will be:

Information given or idea expressed55 %.

Art, design, lettering40 %

Construction5 %.

TOTAL100 %.

Food Preservation, Cont.	Class #	
	Youth	Adult
Applesauce Butter	3717	3798
Peach Butter	3718	3799
Plum Butter	3719	3800
Other Butter	3720	3801
Dried Herbs	3721	3802
Dried Fruits 1/2 cup	3722	3803
Fruit Leathers	3723	3804
Dried Meats - 6 pieces	3724	3805
Dried Vegetables - 1/2 cup	3725	3806
Dried other	3726	3807
Apple Fruit	3727	3808
Apricots Fruit	3728	3809
Cherries, Bing Fruit	3729	3810
Cherries, Sour Fruit	3730	3811
Grapes, White Fruit	3731	3812
Peaches Fruit	3732	3813
Pears Fruit	3733	3814
Pineapple Fruit	3734	3815
Plums Fruit	3735	3816
Fruit Juices	3736	3817
Other fruit	3737	3818
Apricot Jam	3738	3819
Apple Jam	3739	3820
Berry Jam	3740	3821
Cherry Jam	3741	3822
Chokecherry Jam	3742	3823
Combination Jam	3743	3824
Crabapple Jam	3744	3825
Grape Jam	3745	3826
Peach Jam	3746	3827
Pear Jam	3747	3828
Plums Jam	3748	3829
Strawberry Jam	3749	3830

Food Preservation, Cont.	Class #	
	Youth	Adult
Other Jam	3750	3831
Apricot Jelly	3751	3832
Apple Jelly	3752	3833
Berry Jelly	3753	3834
Cherry Jelly	3754	3835
Chokecherry Jelly	3755	3836
Combination Jelly	3756	3837
Crabapple Jelly	3757	3838
Grape Jelly	3758	3839
Peach Jelly	3759	3840
Pear Jelly	3760	3841
Plums Jelly	3761	3842
Strawberry Jelly	3762	3843
Other Jelly	3763	3844
Beef	3764	3845
Chicken	3765	3846
Pork	3766	3847
Other	3767	3848
Pickled Beets	3768	3849
Bread and Butter Pickles	3769	3850
Cinnamon beet Pickles	3770	3851
Cucumber, Sweet Pickles	3771	3852
Dill Pickles	3772	3853
Okra Pickles	3773	3854
Relish, any kind Pickles	3774	3855
Watermelon Pickles	3775	3856
Other Pickles	3776	3857
Peach Preserves	3777	3858
Strawberry Preserves	3778	3859
Tomato Preserves	3779	3860
Other Preserves	3780	3861
Catsup	3781	3862
Barbeque Sauce	3782	3863
Picante Sauce	3783	3864
Salsa	3784	3865

220: FOOD PRESERVATION

- 1. Read General Information
- 2. All exhibits must be preserved within the last 12 months.
- 3. Recipes and processing methods from the sources below are recommended. Recipes must be from 1995-Present AND MUST BE ADJUSTED FOR ALTITUDE based on your processing location, or it will be disqualified.. Processing methods that will be disqualified include: open kettle- canning, over canning, sun canning and using electric multi-cookers. For more information on electric multi-cookers, see http://nchfp.uga.edu/publications/nchfp/factsheets/electric_cookers.html. Untested recipes will be disqualified for food safety reasons. Tested recipe resources include; a. K-State Research and Extension Food Preservation publications, b. Other University Extension Food Preservation publications, c. USDA Complete Guide to Home Canning, d. So Easy to Preserve, 6th edition, The University of Georgia Cooperative Extension Service, e. Ball Blue Book Guide to Preserving, f. Ball Complete Book of Home Preserving, g. All New Ball Book of Canning and Preserving, h. Canning mixes (i.e. Mrs. Wage’s, Ball), i. Pectin manufacturers (i.e. SureJell, Ball), j. <http://www.rrc.k-state.edu/preservation/recipes.html>
- 4. Refer to following K-State Research and Extension publications for more information: a. 4H712, Food Safety Recommendations for Food Preservation Exhibits (<http://www.ksre.ksu.edu/bookstore/pubs/4H712.pdf>), b. MF3170 “10 Tips for Safe Home-Canned Food” (<http://www.ksre.ksu.edu/bookstore/pubs/MF3170.pdf>), c. MF3171 “Sassy Safe Salsa at Home” (<http://www.ksre.ksu.edu/bookstore/pubs/MF3171.pdf>), d. MF3172 “What’s Your Elevation?” (<http://www.ksre.ksu.edu/bookstore/pubs/MF3172.pdf>), e. MF3241 “How to Guide to Water Bath Canning and Steam Canning (<http://www.bookstore.ksre.ksu.edu/pubs/MF3241.pdf>), f. MF3242 “How to Guide to Pressure Canning (<http://www.bookstore.ksre.ksu.edu/pubs/MF3242.pdf>)
- 5. Alcohol is not allowed as an ingredient in food preservation entries. Entries with alcohol in the recipe will be disqualified and not be judged.
- 6. Each exhibit must have the complete recipe and instructions attached with the entry card, or it will be lowered one ribbon placing. Recipe must include exhibitor name, recipe source, date of publication and altitude. Where food was processed. If using Mrs. Wage’s or Ball mixes, indicate the date the mix was purchased.
- 7. Exhibits must be sealed in clean, clear standard canning jars, with matching brand (ex: use Ball lids on Ball jars, or Kerr lids on Kerr jars, etc.) two piece lids. Do not use colored jars. Do not add fancy padded lids, fabric over wraps or cozies as they interfere with the judging process. No fancy packs unless recipe states to do so (ex: Pickled asparagus). Jars must be sealed when entered. For food safety reasons, the size of jars used must not be larger than the jar size stated in the recipe. Note: There are 12-ounce, 24-ounce and 28-ounce canning jars available and may be used. Use pint jar process recommendations for 12-ounce jars. Use quart jar process recommendations for 24 ounce and 28-ounce jars.
- 7. Each jar exhibited must be labeled. The label must not cover brand name of jar. The label must give: Class No, Product, Altitude where processed, Canning Method (water bath, weighted gauge or dial gauge pressure method), Process Time, Pressure (psi), date processed including month and year, Name, and County/District. Templates to make adhesive labels can be found at: <https://www.kansas4-h.org/events-activities/fairs/kansas-state-fair/docs/food-preservation/Food%20Pres%Label%202018%201%20x%202.58.docx> or <https://www.kansas4-h.org/events-activities/fairs/kansas-state-fair/docs/food-preservation/Food%20Pres%20%20Label%202018%202%20x%204.docx>
- 8. If dried food product is not in a canning jar, it will be lowered one ribbon rating. Suggested amount: 1/3 – ½ cup, or three or four pieces per exhibit. All meat jerky must be heated to an internal temperature of 160 degrees F before or after drying. This is not the drying temperature! Dried products must include the recipe, preparation steps and heating instructions. Jerky not heated to an internal temperature of 160 degrees F will be disqualified and not be judged. Heating information can be found in “Dry meat Safely at Home” www.ksre.ksu.edu/bookstore/pubs/MF3173.pdf Each exhibit must have the complete recipe and instructions attached with the entry card, or it will be lowered one ribbon placing. Recipe must include exhibitor name, recipe source, date of publication and altitude of residence.
- 9. There are no limits to the number of entries you may have.
- 10. Jars will be judged on appearance and proper canning method used for preserving the product.
- 11. Each exhibitor must exhibit one jars of the product. Jars must be left for exhibit until check-out.
- 12. Ribbons will be awarded in Purple, Blue, Red, and White with exhibits receiving Champion and Reserve Champion in each age division in open class.

257: Videos

Videos/movies must be judged in a projected format. Videos or movies shall be from three to five minutes in length. Sound should follow the story line and should be more than dialog, but sound is not a required feature. In addition, all of the photographic techniques, such as the rule of thirds, composition, framing, etc., will be applied. Titles may used but are not required. **Place thumb drive of the mp4 video in a quart self sealing plastic bag with entry tag. Exhibitor is responsible for supplying a computer to view the video.** The Fair Board takes no responsibility for damage or theft of any equipment and/or materials used by the exhibitor. **NO STATE FAIR CLASS.**

Video entries: Criteria for judging shall include:

1. Evidence of story line	30%
2. Use of camera angles	15%
3. Use of zooming techniques	10%
4. Smoothness of scene changes	10%
5. Story telling. No time or date should be imprinted on the tape or disk	35%
TOTAL	100%

Special 4-H Rules

- 1. Some 4-H projects do not lend themselves to making a physical exhibit. In these situations, a notebook, poster, videos and/or display is recommended. A 4-H'er may exhibit a physical item and also a notebook, video, display and/or poster in a project area. A 4-H'er may enter several notebooks, posters, video or displays, but not more than one in any class, except Other.
- 2. A Champion and Reserve Champion is picked for the notebook class, poster class and display class in each age division. Educational display (must include a story presentation with display) vs. project display.

YOUTH	Classes			
	Display	Notebook	Poster	Video
Animal Science	5422	5420	5421	5423
Automotive	5427	5425	5426	5428
Bicycle	5432	5430	5431	5433
Child Care	5437	5435	5436	5438
Citizenship	5442	5440	5441	5443
Civil Defense	5447	5445	5446	5448
Clowning	5452	5450	5451	5453
Computer	5457	5455	5456	5458
Conservation	5462	5460	5461	5463
Digital Photobook	5464	-	-	-
Dog	5467	5465	5466	5468
Ecology	5472	5470	5471	5473
Electric or Electronic	5477	5475	5476	5478
Emergency Preparedness	5482	5480	5481	5483
Entomology	5487	5485	5486	5488
Family History, Genealogy	5492	5490	5491	5493
Family Studies	5497	5495	5496	5498

Display, Notebook, Poster and Video, cont.	Classes			
YOUTH	Display	Notebook	Poster	Video
Forestry	5502	5500	5501	5503
Grain Marketing	5507	5505	5506	5508
Health	5512	5510	5511	5513
Home Environment	5517	5515	5516	5518
Horseless Horse	5522	5520	5521	5523
Junior Leadership	5527	5525	5526	5528
Memory Book	5561	5559	5560	5562
Pets (aquarium, cat, hand pet)	5569	5567	5568	5570
Photography	5542	5540	5541	5543
Poultry Science	5547	5545	5546	5548
Public Speaking	5552	5550	5551	5553
Reading	5557	5555	5556	5558
Recreation	5565	5563	5564	5566
Scrapbook	5573	5571	5572	5574
Self-determined	5577	5575	5576	5578
Safety	5581	5579	5580	5582
Shooting Sports	5585	5583	5584	5586
Small Engines	5589	5587	5588	5590
Special Collections-stamps, etc,	5593	5591	5592	5594
Special Occasions	5597	5595	5596	5598
Sports fishing	5602	5600	5601	5603
Sportsmanship	5607	5605	5606	5608
Super Shopper Connection	5612	5610	5611	5613
Tractor	5617	5615	5616	5618
Veterinary Science	5622	5620	5621	5623
Travel	5627	5625	5626	5628
Wildlife	5632	5630	5631	5633
Other	5637	5635	5636	5638

	Class #	
	Youth	Adult
2 Crust Apple Pie	3632	3686
2 Crust Cherry Pie	3633	3687
2 Crust Peach Pie	3634	3688
2 Crust Other Pie	3635	3689
Banana Quick Bread	3636	3690
Gingerbread Quick Bread	3637	3691
Made in bread machine Quick Bread	3638	3692
Nut Quick Bread	3639	3693
Raisin Quick Bread	3640	3694
Zucchini Quick Bread	3641	3695
Other Quick Bread	3642	3696
Braid, Yeast Bread	3643	3697
Cinnamon rolls, unfrost- ed, 3, Yeast Bread	3644	3698

	Class #	
	Youth	Adult
Donuts, 3, Yeast Bread	3645	3699
Made in bread ma- chine, Yeast Bread	3646	3700
Pecan roll, Yeast Bread	3647	3701
Raisin, Yeast Bread	3648	3702
Tea ring, Yeast Bread	3649	3703
White, Yeast Bread	3650	3704
White rolls, 3, Yeast Bread	3651	3705
Whole wheat, Yeast Bread	3652	3706
Whole wheat rolls, 3, Yeast Bread	3653	3707

Modified	Class #	
	Youth	Adult
Modified non-perishable food product. Product must be modified from original recipe to nutritionally enhance the food product. Attach one - 8 ½ X 11 inch page (front and back) that includes Original Recipe, Modified Recipe, and Narrative to describe modifications made, why odifications were made and lessons earned such as nutritive value, or changes in appearance, doneness, aroma, flavor, tenderness and/or texture. Example: a standard blueberry muffin recipe that Is modified to make it gluten free. Altering Recipes for Better Health, Purdue University: 3280 - http://www.extension.purdue.edu/extmedia/cfs/cfs-157-w.pdf Altering Recipes for Good Health Texas A&M University: http://fcs.tamu.edu/files/2015/02/altering-recipes-for-good-health.pdf	3654	3708

219: FOOD AND NUTRITION

1. A good recipe (from any source) may be used. All Exhibits must have recipe included. Open Youth may use a commercial mix.
2. Remove the baked products from the pan and place on a white paper plate or on a foil-covered cardboard which has been cut to fit the size of the product. Place in a clear plastic bag. Do not wrap in plastic wrap (Saran). Pies should be baked in disposable 8" or 9" aluminum pans.
3. All exhibits are to be labeled when entered. Labels should be pasted on the underneath side of the plate and should give name of product, class number, name of exhibitor, and project.
4. Only whole cakes will be accepted. Layer cakes must be two or more layers. Unfrosted cakes shall be exhibited in upright position with top crust showing, except for those cakes with special designs, such as bundt cakes. Cakes may be made from your favorite recipe or from a commercial mix.
5. Starred items should be kept cold in a cooler or refrigerator until judging time.
6. Recipes should be attached to the bottom of plate.
7. Ribbons will be awarded in Purple, Blue, Red, and White with Champion and Reserve Champion overall **(BASIC, BISCUITS, CAKE, COOKIES, MUFFINS, ONE CRUST PIE, 2 CRUST PIE, QUICK BREAD, YEAST BREAD, MODIFIED)** in each open class age division.
8. For food safety purposes, any food with custard and dairy-based fillings and frostings (ex. Cream cheese) raw eggs, flavored oils, “canned” bread or cakes in a jar, cut fresh fruit or any food requiring refrigeration (ex. Bacon) or unbaked exhibit with raw flour (ex. No bake cookies) will be disqualified and not judged. Refer to K-State Research and Extension publication, 4-H888, Judge’s Guide for Food and Nutrition Exhibits, and MF3544, Food Safety of Frostings and Fillings for information to help you make informed, safe food exhibit decisions.
9. Alcohol is not allowed as an ingredient in food entries. Entries with alcohol in the recipe will be disqualified and not be judged.
10. All baked goods must be left whole and uncut. Small items, such as cookies and rolls, should be the same shape and from the same recipe. Exhibit 3 cookies, 3 muffins, 3 bread sticks, 1 loaf bread, etc.
11. Under baked entries will be lowered one or more ribbon placings.
12. * Starred items should be kept cold in cooler or refrigerator until judging time. The exhibit can be taken home or eaten after consultation judging. No State Fair exhibit for this items.
13. ** Dried foods are to be exhibited in small jar, clear plastic bag, or other see-through container.

	Class #	
	Youth	Adult
Educational Exhibit	3601	3655
Snack Mix (one cup exhibited in a plastic bag)	3602	3656
Dropped Biscuits, 3	3603	3657
Rolled Biscuits, 3	3604	3658
Angel food cake, unfrosted	3605	3659
Applesauce cake	3606	3660
Bundt cake	3607	3661
Chiffon cake, unfrosted	3608	3662
Chocolate cake, frosted	3609	3663
Cupcakes, frosted	3610	3664
Decorated cake	3611	3665
Pound cake	3612	3666
Sponge cake, unfrosted	3613	3667
White cake, frosted	3614	3668
Other Cakes	3615	3669

	Class #	
	Youth	Adult
Bar cookies, 3	3616	3670
Brownies, 3	3617	3671
Drop cookies, 3	3618	3672
No-bake cookies, 3	3619	3673
Rolled cookies, 3	3620	3674
Other cookies, 3	3621	3675
Bran Muffins, 3	3622	3676
Plain Muffins, 3	3623	3677
Fruit Muffins, 3	3624	3678
One Crust Apple Pie	3625	3679
One Crust Cherry Pie	3626	3680
One Crust Creme Pie	3627	3681
One Crust Peach Pie	3628	3682
One Crust Pecan Pie	3629	3683
One Crust Pumpkin Pie	3630	3684
One Crust Other Pie	3631	3685

ADULT	Classes			
	Display	Notebook	Poster	Video
Animal Science	5722	5720	5721	5723
Automotive	5727	5725	5726	5728
Bicycle	5732	5730	5731	5733
Child Care	5737	5735	5736	5738
Citizenship	5742	5740	5741	5743
Civil Defense	5746	5744	5745	5747
Clowning	5750	5748	5749	5751
Computer	5754	5752	5753	5755
Conservation	5762	5760	5761	5763
Digital Photobook	5764	-	-	-
Dog	5767	5765	5766	5768
Ecology	5772	5770	5771	5773
Electric or Electronic	5777	5775	5776	5778
Emergency Preparedness	5782	5780	5781	5783
Entomology	5787	5785	5786	5788
Family History, Genealogy	5792	5790	5791	5793
Family Studies	5797	5795	5796	5798
Forestry	5802	5800	5801	5803
Grain Marketing	5807	5805	5806	5808
Health	5812	5810	5811	5813
Home Environment	5817	5815	5816	5818
Horseless Horse	5822	5820	5821	5823
Memory Book	5828	5826	5827	5829
Pets (aquarium, cat, hand pet)	5832	5830	5831	5833
Photography	5836	5834	5835	5837
Poultry Science	5842	5840	5841	5843
Reading	5846	5844	5845	5847
Recreation	5852	5850	5851	5853
Scrapebook	5867	5865	5866	5868
Self-determined	5872	5870	5871	5873
Safety	5877	5875	5876	5878
Shooting Sports	5882	5880	5881	5883

Display, Notebook, Poster and Video, cont.	Classes			
ADULT	Display	Notebook	Poster	Video
Small Engines	5887	5885	5886	5888
Special Collections-stamps, etc,	5892	5890	5891	5893
Special Occasions	5897	5895	5896	5898
Sports fishing	5902	5900	5901	5903
Sportsmanship	5907	5905	5906	5908
Super Shopper Connection	5912	5910	5911	5913
Tractor	5917	5915	5916	5918
Veterinary Science	5922	5920	5921	5923
Travel	5927	5925	5926	5928
Wildlife	5932	5930	5931	5933
Other	5937	5935	5936	5938
ENTOMOLOGY & GEOLOGY				

213: ENTOMOLOGY

SPECIAL RULES

1. Review General Information.
2. All entries are to be placed in plexiglass covered (plexiglass required), wooden boxes with outside measurements of 18" x 24" x 3.5"...See the specific phase for box and specimen number limitations. Boxes can be handmade or purchased as long as they are of the correct size and do not have a glass top.
3. Each exhibitor is required to identify each box by placing an identification label bearing exhibitor's name, county and the class. One label goes in the upper left corner of the box (inside) and the other on the lower right corner of the box (outside).
4. Arrange specimens in the box so it can be displayed lengthwise. (See illustration in revised 4-H Entomology Check Sheet for State Fair competition, 4-H 518).
5. The number of orders, specimens (and families where required) must be included on the exhibitor's box identification label. Only adult specimens can be used in collection boxes.
6. Entomology labels, order labels and pins can be ordered through the County Extension Office.
7. For each collection class, two labels will be entered on the pin beneath each specimen. First (closest to the specimen) is the common name label and the second label is a date/locality label. "Date" refers to date the specimen was collected and "Locality" refers to County and State where specimen collected.
8. Identification should follow one of two taxonomies: • Option A: As printed in "Insects in Kansas" book, or • Option B: As printed on the "Insects in Kansas Book: 2016 Revised Taxonomy," which follows www.bugguide.net.
9. Arrangement of specimens: The preferred method is to arrange the insects in groups or rows parallel to the short sides of the box. Arrangements that run lengthwise of the box are frequently downgraded in judging. Specimens are to be arranged by Order in the box, then family where required.
10. Two labels should be centered on the pin beneath each specimen. First (closest to the specimen) is the common name label and the second label should include date/locality, full county name, state abbreviation and collector name. The specimens should be collected by the exhibitor and should focus on Kansas and neighboring states. Please refer to "Entomology Collection Exhibit Resource" for full details on out-of-state insects in collections.
11. Emphasis in judging will be placed on the overall variety of insects represented in the collection, accuracy of identification, skill and technique acquired in mounting of specimens, and overall arrangement and appearance of the collection. Only specimens of the class Insecta should be included.

216: Quilts, continued	Class #		
	Youth	Adult	Sr. Adult
Unfinished quilt	3166	3199	3293
Unfinished quilt blocks (4 or more)	3167	3200	3294
Any other item not listed	3168	3201	3295

217: QUILTS OF YESTERYEAR DISPLAY

1. Display only - hand-made or machine quilts, any design or age of quilt are eligible.
2. No entry fee, no ribbon awarded. For display only.
3. Quilt need not be made by participant.

Class #

6640 - QUILTS OF YESTERYEAR DISPLAY

218: STITCHERY

	Class #		
	Youth	Adult	Sr. Adult
Applique	3110	3123	3250
Candle wicking	3111	3124	3251
Counted Cross Stitch	3112	3125	3252
Crewel Embroidery	3113	3126	3253
Embroidery	3114	3127	3254
Latch Hook	3115	3128	3255
Machine Embroidery	3116	3129	3256
Macrame	3117	3130	3257
Needlepoint	3118	3131	3258
Rug Making	3119\	3132	3259
Tatting	3120	3133	3260
Weaving	3121	3134	3261
Other Stitchery	3122	3135	3262



216: QUILTS

- 1. Read General Information.
- 2. All exhibits must have been finished in the last five years
- 3. All articles exhibited must have been made by the party in whose name the entry is made.

	Class #		
	Youth	Adult	Sr. Adult
Appliqued, hand	3136	3169	3263
Appliqued, machine	3137	3170	3264
Baby, hand quilted	3138	3171	3265
Baby, machine quilted	3139	3172	3266
Christmas Stocking, hand	3140	3173	3267
Christmas Stocking, machine	3141	3174	3268
Cross Stitch, hand	3142	3175	3269
Cross Stitch, machine	3143	3176	3270
Embroidery, hand	3144	3177	3271
Embroidery, machine	3145	3178	3272
Jacket	3146	3179	3273
Original Design, hand	3147	3180	3274
Original Design, machine	3148	3181	3275
Pieced, hand	3149	3182	3276
Pieced, machine	3150	3183	3277
Pillow	3151	3184	3278
Recycled	3152	3185	3279
Sampler, hand	3153	3186	3280
Sampler, machine	3154	3187	3281
Scrap, hand	3155	3188	3282
Table Runner, hand	3156	3189	3283
Table Runner. machine	3157	3190	3284
Tied Quilt or Comforter	3158	3191	3285
Tree Skirt, hand	3159	3192	3286
Tree Skirt, machine	3160	3193	3287
Vest	3161	3194	3288
Wall hanging, hand	3162	3195	3289
Wall hanging, machine	3163	3196	3290
Quilted Purse or Tote	3164	3197	3291
Wearing Apparel, any other	3165	3198	3292

- 12. Purchased insects are not to be exhibited in collections, but they may be used in educational displays.
- 13. Specimens of soft bodied insects such as aphids, lice, termites, etc. should be exhibited in alcohol filled vials; however, the use of alcohol filled vials should be limited to only those specimens that lose their shape when pinned, since the vials pose a significant hazard to the rest of the collection if they become loose in transit.
- 14. Displays shall be the standard 3’ by 4’ tri-fold board.

Class #
4722 - Jr. Youth Entomology Beginning Collection -- Display in one standard box a minimum of 50 and maximum of 125 species representing at least 7 orders. Specimens should be grouped according to *order*. Order labels should be pinned to the base of the box. Members can exhibit in this class a maximum of 3 years, or until they receive a purple ribbon in the beginning phase at the Kansas State Fair, whichever comes first.
4724 - Sr. Youth Entomology Collection -- Display a minimum of 100 and a maximum of 300 insects representing at least 10 orders. Two standard boxes can be used. Follow the general guidelines listed for Collections. In addition, family identification is required for all insects in any two of the following six orders: orders of Orthoptera, Hemiptera, Odonata, Coleoptera, Diptera, and/or Hymenoptera.
4726 - Adult Entomology Collection - Display a minimum of 150 and a maximum of 450 insects representing at least 12 orders. Follow the general guidelines listed for Collections. Family identification is required for all insects belonging to the six basic orders as outlined under the Intermediate phase. Family identification of insects in the remaining orders is optional, but desirable as long as accuracy is maintained. All butterflies appearing in the collection should be labeled with the correct common name.

Monarch Butterfly Educational Display Rules:
Monarch Butterflies were officially put on the Endangered Species list on July 21, 2022. Having the specific name *Danatus plexippus*, this migratory butterfly is well known for its spectacular annual journey of up to 3,000 miles across the Americas. It is now threatened with extinction due to the habitat loss and climate change. 4-Hers can play a critical role in helping bring habitat back for the Monarch Butterfly. They can help educate the public on ways to establish food sanctuaries for this butterfly species and help bring them back from the threat of extinction.
1. Exhibits should teach the public about the Monarch Butterfly and/or ways to protect and conserve it. The information could show nectar sources for adult butterflies and food sources for caterpillars, Monarch tagging activities, collection of native milkweed and the packaging it to give to others to plant, a group working together to plant a Monarch friendly garden, ect.
2. One may create a poster, notebook, standard size tri-fold diorama, slide show or other visual display that shows information on Monarch Butterflies.
If a slide show is created, it should be presented on a zip drive along with a printed copy of the presentation.

Class #
4723 - Jr. Youth Beginning Educational or Creative Exhibit, Notebook
4728 - Jr. Youth Beginning Educational or Creative Exhibit. P
4729 - Jr. Youth Beginning Educational or Creative Exhibit, D
4730 - Jr. Youth Beginning Educational or Creative Exhibit, V
4725 - Sr. Youth Educational or Creative Exhibit, N
4734 - Sr. Youth Educational or Creative Exhibit, P
4735 -Sr. Youth Educational or Creative Exhibit, D
4736 - Sr. Youth Educational or Creative Exhibit, V
4727 - Adult Educational or Creative Exhibit, N
4737 - Adult Educational or Creative Exhibit, P
4738 - Adult Educational or Creative Exhibit, D
4739 - Adult Educational or Creative Exhibit, V
4740 - Youth Monarch Butterfly Educational Display Class
4741 - Adult Monarch Butterfly Educational Display Class
4742- Sr. Adult Monarch Butterfly Educational Display Class

221: GEOLOGY

SPECIAL RULES

- 1. Review General Information.
- 2. Exhibitors may enter in both geology and lapidary classes.
- 3. All entries will be placed in plexiglass covered wooden boxes (plexiglass required). The exhibit box should be 18" x 24" x 3 1/2". All specimens are to be arranged across the narrow (18") dimension of the exhibit box, making the exhibit 18" across the top and 24" deep exactly. IF A BOX HAS A SLIDING PLEXIGLASS COVER, it must be removable from the top. Screws, locks, or other devices that would prevent judges from removing glass cover should not be used.
- 4. Each exhibitor is required to identify each display box by placing an identification label bearing name, county, and number of specimens in the upper left-hand corner of the PLEXIGLASS COVER (inside--use clear double-sided tape to adhere gummed labels), and by attaching a label with the same information on the lower right corner of the box (outside).
- 5. Geology specimens should be labeled with the number of the specimens, date collected, specimen name or description, and locality (county) where collected.
- 6. For the geology classes 4501, 4502, and 4503, specimens should be mounted in the box by proper groups -- rocks, minerals, fossils. All specimens must be collected from locations in Kansas. Out-of-state specimens will not count in the minimum number for the class, nor will they considered in the judging.
- 7. Displays shall be the standard 3’ by 4’ tri-fold board.
- 8. Review General Information.
- 9. Exhibitors may enter in both geology and lapidary classes.
- 10. All entries will be placed in plexiglass covered wooden boxes (plexiglass required). The exhibit box should be 18" x 24" x 3 1/2". All specimens are to be arranged across the narrow (18") dimension of the exhibit box, making the exhibit 18" across the top and 24" deep exactly. IF A BOX HAS A SLIDING PLEXIGLASS COVER, it must be removable from the top. Screws, locks, or other devices that would prevent judges from removing glass cover should not be used.
- 11. Each exhibitor is required to identify each display box by placing an identification label bearing name, county, and number of specimens in the upper left-hand corner of the PLEXIGLASS COVER (inside--use clear double-sided tape to adhere gummed labels), and by attaching a label with the same information on the lower right corner of the box (outside).
- 12. Geology specimens should be labeled with the number of the specimens, date collected, specimen name or description, and locality (county) where collected.
- 13. For the geology classes 4501, 4502, and 4503, specimens should be mounted in the box by proper groups -- rocks, minerals, fossils. All specimens must be collected from locations in Kansas. Out-of-state specimens will not count in the minimum number for the class, nor will they considered in the judging.
- 14. Displays shall be the standard 3’ by 4’ tri-fold board.
- 15. Ribbons will be awarded in Purple, Blue, Red, and White with 1st and 2nd receiving Champion and Reserve Champion in open class. There is no age division in Geology.

Class #

- 4840 - Beginning Geology** -- Display at least 15 rocks, minerals, and fossils collected during the current 4-H year. Limited to one exhibit box 18" x 24" x 3 1/2" with plexiglass cover. Fossils must be identified to the Phylum level. Only first year project members may enter this class.
- 4841 - Intermediate Geology** -- Display at least 30 different rocks, minerals, or fossils, at least 5 of each. Fifteen must be collected during the current 4-H year. Limited to one exhibit box 18" x 24" x 3 1/2" with plexiglass cover. Fossils must be identified to the Phylum level. Only first and second year project members may enter this class.

215: KNITTING

- 1. Read General Regulations (may exhibit unlimited articles in a class).
- 2. When articles which are normally worn as a pair are exhibited, both articles must be shown together. Fasten articles securely with yarn.

	Class #		
	Youth	Adult	Sr. Adult
Afghan, baby	3067	3088	3228
Afghan with embroidery	3068	3089	3229
Afghan with pattern	3069	3090	3230
Booties	3070	3091	3231
Dishcloths	3071	3092	3232
Fringed edge	3072	3093	3234
Hat	3073	3094	3235
Infant Wear, dress	3074	3095	3236
Infant Wear, other item	3075	3096	3237
Mittens	3076	3097	3238
Pillow	3077	3098	3239
Placemats - 4	3078	3099	3240
Potholders - 2	3079	3100	3241
Scarf	3080	3101	3242
Slippers, Adult	3081	3102	3243
Slippers, Child	3082	3103	3244
Socks	3083	3104	3245
Sweater, Childs	3084	3105	3246
Sweater, Ladies	3085	3106	3247
Sweater, Men’s	3086	3107	3248
Any other item	3087	3108	3249

Hogs,
Sheep,
& Goats
Judged
Thursday, July 11
8:30 a.m.

4-H/FFA Members
swim free at the pool
Thursday, July 11 - 1:00-5:00 p.m.
Friday, July 12 - 1:00 5:00 p.m.
Saturday, July 13 - 1:00 5:00 p.m.
Sunday, July 14 - 2:00-7:00 p.m.

214: CROCHETING

- 1. Read General Information.
- 2. May exhibit unlimited articles in a class.
- 3. When articles which are normally worn as a pair are exhibited, both articles must be shown together. Fasten articles together securely with yarn.

	Class #		
	Youth	Adult	Sr. Adult
Afghan	3011	3039	3202
Afghan with embroidery	3012	3040	3203
Angel	3013	3041	3204
Bedspread	3014	3042	3205
Broomstick Crochet, any item	3015	3043	3206
Doilies	3016	3044	3207
Doll	3017	3045	3208
Filet Crochet, doilies	3018	3046	3209
Filet Crochet, other item	3019	3047	3210
Hairpin Article	3020	3048	3211
Handbag	3021	3049	3212
Holiday Item	3022	3050	3213
Infant Wear, dress	3023	3051	3214
Infant Wear, other item	3024	3052	3215
Luncheon Cloth	3025	3053	3216
Pillow	3026	3054	3217
Placemats - 4	3027	3055	3218
Potholders - 2	3028	3056	3219
Scarf	3029	3057	3220
Shawl	3030	3058	3221
Slippers, Adult	3031	3059	3222
Slippers, Child	3032	3060	3223
Sweater, Child's	3033	3061	3296
Sweater, Ladies	3034	3062	3297
Sweater, Men's	3035	3063	3224
Tote Bag	3036	3064	3225
Wall hanging	3037	3065	3226
Any other item	3038	3066	3227

221: GEOLOGY, continued

Class #

4842 - **Advanced Geology** -- Display at least 60 rocks, minerals, or fossils, at least 5 of each. More than one specimen of the same kind of rock or mineral or species of a fossil may be exhibited if this duplication represents different geological formations. Specimen label must show this distinction. (Fort Hays limestone, not just limestone; Composita Brachiopod from Morrill Limestone not just Brachiopod or Composita Brachiopod). Exhibit limited to two boxes 18" X24" X 3-1/2" with plexiglass cover. Exhibit must include approximately 15 specimens of current year's work. Rocks must be identified by their proper name and type. Fossils must be identified to the Phylum, class & Genus levels if possible. Only fifth year or older project members may enter this class. Identify the rocks as igneous, metamorphic or sedimentary. These rock types must be spelled out on labels or have a legible key.

4843 - **Geology Educational Exhibit/D**

4844 - **Mineralogy** - Display a minimum of 15 mineral specimens collected in Kansas, at least 5 of which have been collected during the current 4-H year. The minerals are to be grouped by mineral class (ie: Carbonates, Oxides, Silicates) and at least 3 classes must be represented. The member must use one standard display box (see #1). The specimens must be labeled with the number of the specimen, date collected, name of specimen, county where collected and chemical composition (ie: CaCO₃ for calcite) if known.

4845 - **Mineralogy Educational Exhibit/D**

4846 - **Fossils** - Display a minimum of 15 fossils collected in Kansas, at least 5 of which have been collected during the current year. The specimens must be labeled with the number of the specimen, date collected, name of specimen, county where collected and chemical composition (ie: CaCO₃ for calcite) if known.

4847 - **Fossil Educational Exhibit/D** - Special exhibit relating to a species of a fossil.

Educational Exhibit must be directly related to Geology, Mineralogy or Lapidary.
Display boards are to be 3’ by 4’ trifold.

Class #

4848 - **Geology Educational or Creative Exhibit/N**

4849 - **Geology Educational or Creative Exhibit/P**

4850 - **Geology Educational or Creative Exhibit/V**

4852 - **Mineralogy Educational or Creative Exhibit/N**

4853 - **Mineralogy Educational or Creative Exhibit/P**

4854 - **Mineralogy Educational or Creative Exhibit/V**

4855 - **Fossils Educational or Creative Exhibit/N**

4856 - **Fossils Educational or Creative Exhibit/P**

4857 - **Fossils Educational or Creative Exhibit/V**

LAPIDARY CLASSES

The lapidary will be judged on the following criteria:

Workmanship and Content.....	60 points
Presentation and Showmanship.....	30 points
<u>Accuracy of Information.....</u>	<u>10 points</u>
TOTAL	100 points

- 1. Read general information.
- 2. Specimens must be collected by exhibitor.

Family Fun Night




Hodgeman County Fair

Thursday, July 11

Thursday, July 14, 2022

7:15 pm

Arena Bldg - Jetmore, KS



This year we honor the memory of Paul Wasko.
A life-long HG Co farmer & Farm Bureau supporter

Pedal Tractor Pull

Ages: 4 - 12

Pre-registration in 4-H Building

5:00 - 6:30 pm

Parent MUST Sign Release Form

Cost: \$2 - Registration



HODGEMAN COUNTY FARM BUREAU

Hodgeman County Farm Bureau Association

Marjorie Bowman - County Coordinator

321 Bowlus, PO Box 164, Jetmore, KS 67854

Ph: 620-393-1161

facebook/Hodgeman.County.Farm.Bureau.Association



 4-H Grows Here

3. Exhibit must contain:
 - Specimen name
 - Place of origin (country, state, or county; county required for Kansas specimens)
 - Purchased or self-collected
 - Date lapidary treatment began
 - Date lapidary treatment completed
 4. Beginning Lapidary-The standard size exhibit box is (18" x 12" x 3 1/2"). Specimens should be arranged across the (18") dimension of the exhibit box, making the exhibit 18" across the top and 12" down.
 5. Advanced Lapidary-Standard size exhibit box should be 18" x 24" x 3.5". All specimens are to be arranged across the narrow 18" dimension of the exhibit box, making 18" across the top and 24" down. Must have a removable plexiglass top.
 6. Exhibitor may also exhibit in any other geology class.
 7. Ribbons will be awarded in Purple, Blue, Red, and White with 1st and 2nd receiving Champion and Reserve Champion in open class. There is no age division in Lapidary.
- Class #**
- 4859 - Beginning Lapidary** -- Exhibit as least 6 gemstones and minerals that have received lapidary treatment. Lapidary treatment may consist of tumbling, polishing and end or face or flat lapping. Specimens must represent at least 3 different gemstones and minerals, and include at least 3 cabochons of any size or shape. Three of the specimens must be mounted. Label specimens as appropriate including locality (state) where originated.
- 4860 - Advanced Lapidary** -- Display at least 30 stones and minerals that will cut or polish. Five of the specimens must be collected by the member from the native site (not limited to Kansas.) Polish 15 of the gemstones by tumbling. Label, giving identification of material and county where collected or state or country of origin for non-Kansas material.
- 4861 - Lapidary Educational Exhibit/D**
- 4862 - Lapidary Educational or Creative Exhibit/N**
- 4863 - Lapidary Educational or Creative Exhibit/P**
- 4864 - Lapidary Educational or Creative Exhibit/V**

FIBER ARTS

Fiber Arts is defined as any method of creating a unique design with fiber, fabric, or yarn. This may include: making fabric (such as weaving, crochet, knitting, needlepoint); or when existing fabric is changed into something quite different (such as quilting or embroidery or ethnic art). Ethnic Fiber Arts should use a fiber or yarn or fabric to create the design exhibit. Non-textile (examples include wood reed, straw, grass, etc.) baskets/pieces should be entered in the Visual Arts Division.

SPECIAL RULES

1. All exhibits must have been finished in the last five years.
3. All articles/garments must be finished for use.
4. When articles which are normally worn as a pair are exhibited, both articles must be shown together. Fasten articles securely with yarn.
5. Special consideration will be given to articles which are of original design. Such articles should have a note attached explaining the original design.
6. All exhibits which need to be hung MUST have the appropriate saw tooth hanger, rod, wire or other mechanism attached in order to be properly displayed.
7. Fiber Arts include crocheting, knitting, quilting, and stitchery.
8. **Ribbons will be awarded in Purple, Blue, Red, and White with 1st and 2nd in each division (Crocheting, Knitting, Quilting, and Stitchery receiving Champion and Reserve Champion in open in all age groups.**