

FAIR SUPPORTERS, Cont.
FAMILY & FRIENDS

Carr Auction	DW & Jimmy Cinnamon	Ochs Farms
Lopp Motors	Dodge City Veterinary Clinic	Country Kurls
Cottonwood Corral	Hodgeman County Pharmacy	Kathy Dooley
Bill Breoker	Miss Connie's Daycare	The Locker Room
Rusty Rose	B Carpet Cleaning	Kan Equip
Farmhouse Fresh, LLC	Kurt Lonnerberg Construction	Casa Luna
Downtown Floral	Michelle Gilliam	Barb Cahoon
Drop Zone Repair	Melaleuca-Tonya Lee	Sue Hergert
Studio B-Melissa Nuss	Pampered Chef-Jordan Ochs	HG CO FFA
Alice Sweaney	Larry & Karen Schmale	Nutrien Ag Solutions
Courtney Wakefield	Sam Ochs	Anna Broecker
	Laurie Steinbach	

Pulled Pork Supper
Thursday, July 16
5:00 p.m.



Cooperative Extension!!
The NATION'S BEST KEPT SECRET!

If you have any questions on any topic contact the Hodgeman County Extension Office at 620-357-8321 or bring the question to the office at the Hodgeman County Courthouse.

4-H Fair Book
67th Consecutive
2026 Hodgeman County Fair Association Executive Board and Membership

2026 Hodgeman County Fair Association Executive Board:		Other Board Members:
President	Doug Vieux	Justin Lupfer
Vice-President	Eugene Frusher	Cole Buffo
Secretary	Ashley Frusher	Iola Glunt
Treasurer	Charlene Muilenburg	Marci Bailey
		Jenny Goebel

Fair Association Members:

Heath Bamberger,	Justin Lupfer,	Morgan Lupfer,
Mike Bailey,	Kasey Buffo,	Tracy Nusser,
DeWayne Craghead,	Linda Housman,	Chris Antonelle,
Curtis Goebel,	Geena Lewis,	Chrystal Bamberger
DeWayne Craghead		

To Join the Hodgeman County Fair Association, Contact the Hodgeman County Extension Office at 620-357-8321.

In Appreciation...

We, the Hodgeman County Fair Association and Board of Directors, wish to take this opportunity to say "THANKS" to the people of Hodgeman County and the area for your generous support.

We are extremely grateful to those businesses who have sponsored this fair book with their advertisements. Without them, the book would not be possible. The funds raised through various sponsorships help provide entertainment, evening activities, ribbons, printing expenses, judges expenses and premiums for our fair. We appreciate their help, and you can also help by supporting those who help sponsor this book.

The fair board is excited about the county fair and wants it to be a focal point for our community and a celebration that involves our entire county. Please plan to participate as an exhibitor or a spectator. The county fair is the "show window" of all 4-H Club work and other Hodgeman County residents. It provides an opportunity for all to exhibit their best work and to compare their efforts with others.

We want to extend this invitation to you to visit the Hodgeman County Fair. As you view the handiwork of the club members and individuals, keep in mind that this opportunity was made possible by people like yourself.

Again, THANK YOU for your excellent cooperation and support of the Hodgeman County Fair.



2026 HODGEMAN COUNTY FAIR SCHEDULE

“Fairadise”

**Cooperative
Extension!!
The
NATION’S BEST
KEPT SECRET!**

Saturday, July 11

10:00 a.m. Fairground set up. Each family brings 2 lbs. browned hamburger & 1 dz. cookies

Sunday, July 12

1:00 p.m. Jetmore Gun Club Trap Shoot
5:00 - 7:00 p.m. Cowboy Church followed by Community Life-serving a Potato Supper Bar - At fairgrounds
During supper Theta Pi Ice Cream Social

Monday, July 13

10:00 am -3:00 p.m. 4-H Consultation starts. (All 4-H indoor projects must be entered **except crops, garden & flowers and Aquarium or Hand Pets**) 4-H Arts/Crafts, Photography, 4-H Foods Consultative Judging Starts. Four Sessions - sign up for 10 am –11 am, 11 am- Noon, 1 pm – 2 pm or 2 pm-3 pm. Half exhibitors morning & half afternoon. After signing up, judging for each session is first come, first judged during each session. Projects must be there by 11:00 am or 2:00 pm, depending on session signed up for. Brought in but not judged until Wednesday, July 12, include: 4-H Rocketry; 4-H Clothing; 4-H Fiber Arts, 4-H Notebooks, Displays, Posters, Videos; 4-H Entomology; & the rest of the 4-H projects located indoors.)

Tuesday, July 14

8:00 a.m. Horse Show - Fairground
10:00 am - 12:30 pm Open Class entries accepted (all but Flowers, Gardening and Foods).
10:00 am - 5:00 pm Booths **MUST** be set up during this time.
5:30 p.m. Buymanship & Clothing Construction Style Judging – Methodist Church

Wednesday, July 15

7:00 - 11:00 a.m. Weigh-in for 4-H Hogs, Sheep, Goats & Beef. 4-H Dairy and Bucket calves can weigh in or check in.
7:30 a.m. Concessions open. Cinnamon Rolls sold till gone & Medallion Hunt
11:30 am -12:30 pm **4-H Aquarium & Hand Pets and 4-H & Open Flowers, Gardening, Crops & Open Foods accepted.**
12:00 noon 4-H Lunch (sloppy joes) served on grounds.
1:00 p.m. Consultation Judging starts in 4-H Rocketry & Fiber Arts. All other 4-H indoor projects not previously judged will be judged. Judging starts in Open Class & 4-H Horticulture and all other Open Class areas.
5:00 - 8:00 p.m. 4-Hers Fried Chicken Supper, **Petting Zoo, Farmhouse Fresh, LLC (snow cones, slushies, coffees)**
7:00 p.m. **City of Jetmore Night** at Family Night at the Fair with Buymanship & Clothing Construction Public Style Revue. Cowboy Olympics (Hg Co FFA) following.

FAIR SUPPORTERS

PLATINUM

Winter Livestock Inc.	City of Jetmore	Victory Electric
Big R	United Wireless	Invenergy
HG County Thrift Store	Sawlog Trucking LLC.	

GOLD

Midwest Ag Professionals, Inc.	Farm Bureau Financial-Chad Cohoon	Hanston State Bank
Jetmore Vet Clinic	Prairie Hills Financial Group	Capstone Feeders
Hi Plains Feed LLC.	Zoetis- Grant Davidson	Dodge Petroleum
Farmers State Bank	156 Stop & Go - Burdett	Beck Sales
Community Life Church	Buckner Creek Cattle	Nusser Motors
	Hodgeman County Health Center	Frusher Farms
Wild West Appliance	Craghead Livestock	

SILVER

Triple Threat Skin & Body		Hanston Insurance Agency
R & R Supply	Pawnee Valley Feedyard	Lacrosse Livestock
Animal Health International	Heritage Financial Service	Midwest Mixer Service
AV Energy	Prairie Welding & Fabrication	Harmony Ranch
Ruff-Bailey Cattle Co.	Charlene Muilenburg	Bailey Cattle Co.
	Hueve Pharma	Burns Welding
	Merck Animal Health	Glunt Farm
Ruff Stuff/Ruff Embroid	Wallace Repair	Judy’s Cafe
Norman the Morman	Wildfire Chiropractic	RL Vets
Horsethief Reservoir	Logan Buffo	Tarman Farms
Bootleggers Bar & Grill	Rockin S Land & Cattle	Centera Bank
S&P Catering	Remax– Shelly Jones	Healzer Plumbing
Blackdragon Network	Beckwith Funeral Home	Cattlemans Hay
J & A Service	Overlease K-Lawn	
Heartland Veterinary Center		Nusser Fuels
The Crystal Boot	Hi Plains Farm Credit	Mayo Ridge Ranch
Beougher Construction	B Xquisite Hair Parlor	

Continued on next page

176: Visual Arts, cont.

Three-Dimensional - The piece must be observable on at least three sides and should be either free-standing or prepared to be hung. Craft and pre-formed or assembled projects are not acceptable. Legos from kits are not eligible to take to state. Legos can use motion.

General Crafts - Any thing else.

Class #

3900 - Jr. Fine Arts

3901 - Jr. Clay and Ceramics

3902 - Jr. Leather and Jewelry

3903 - Jr. Three-Dimensional

3904 - Jr. General Crafts

3905 - Sr. Fine Arts

3906 - Sr. Clay and Ceramics

3907 - Sr. Leather and Jewelry

3908 - Sr. Three-Dimensional

3909 - Sr. General Crafts

Woodworking

177: Woodworking

1. Review General Information.
2. Each exhibitor may exhibit 2 articles per class. Designate on entry if article is original or kit construction.
3. THE PLAN FROM WHICH IT WAS CONSTRUCTED MUST BE WITH THE ARTICLE EXHIBITED. The plan may be a photocopy, the actual pattern, or a scale drawing. It must be complete and accurate to the extent that a duplicate article could be built using the plan as a guide. In addition, include a list and cost of materials, plus amount of time spent on constructing and finishing the article. This list should include all wood, hardware, finishing supplies, etc. Any project that has glass that is not secured (glass shelves, glass top of a coffee table, etc.) should be brought to the fair without the glass. Glass that is secured in the project (glass front of a gun case or cabinet, etc.) is permissible since it cannot be removed from the project.
4. Any project with missing or insufficient plans will be lowered on ribbon placing (i.e. a blue ribbon project will receive a red ribbon, etc.)
5. Exhibits must be the result of work from the current year.
6. In judging woodworking articles, consideration will be given to usefulness, design, workmanship, choice of wood, suitability, quality of finish, constructed according to plans, and difficulty of project in accordance to experience.
7. Projects with "fractal burning" are NOT ALLOWED. (Example – electrical burning to make black linework on artwork.) This is in agreement with The American Association of Woodturners (AAW).
8. A Champion and Reserve Champion may be awarded in both the JR and SR Divisions.

Class #

3400 - Jr. Article for farm or shop use

3401 - Jr. Furniture for household or lawn use

3402 - Jr. Other woodwork

3500 - Sr. Article for farm or shop use

3501 - Sr. Furniture for household or lawn use

3502 - Sr. Other woodwork

Thursday, July 16

7:30 a.m. till gone

8:00 - 11:00 a.m.

8:30 a.m.

12:00 noon

12:30 pm

2:30 - 4:00 p.m.

1:00 - 5:00 p.m.

5:00 - 8:00 p.m.

5:00 - 8:00 p.m.

5:00 - 6:30 p.m.

6:00 p.m.

7:15 p.m.

Concessions open. Cinnamon Rolls sold till gone.

Check-in Rabbits & Poultry

Livestock judging of Hogs, Sheep & Goats

Following judging—Fun Pee Wee Pig Parade

4-H Lunch (hamburgers/hot dogs) served on grounds

Scan-0-Gram

Senior Center sponsored Bingo

Hg Co FFA Water activities at Fairgrounds

4-Hers Serving Pulled Pork

Farmhouse Fresh, LLC (snow cones, slushies, coffees)

Pedal Tractor Pull Registration

Will Thompson Memorial Rocket Launch

Hodgeman County Farm Bureau host the Paul Wasko Memorial Pedal

Tractor Pull at the **Victory Electric Night** at the Fair

Friday, July 17

7:30 a.m. till gone

9:00 a.m.

Following cat

and dog show

12:00 noon

1:00 - 5:00 p.m.

2:00 p.m.

5:00 - 8:00 p.m.

5:00 - 8:00 p.m.

5:45 p.m.

6:00 p.m.

8:30 p.m.

Concessions open. Cinnamon Rolls sold till gone.

4-H Cat Show and 4-H Dog Show

Judging of Rabbits & Poultry in Arena

4-H Lunch (enchilada's) served on grounds

4-H/FFA Members Swim free at Hg. Co. Pool

John Ewy - "HG History"

4-H Brisket Supper

Farmhouse Fresh, LLC (snow cones, slushies, coffees)

4-Hers in Fair t-shirts for Fair photo needed at Arena.

United Wireless Night at the Fair starts with Judging of 1st & 2nd year

Bucket Calf, Dairy, Cow-calf, Breeding Beef & Market Beef

Community Softball Game

Saturday, July 18

7:00 - 9:00 a.m.

8:30 a.m.

8:30 a.m.

Following RR

10:00 a.m.

1:00 - 3:00 p.m.

8:00 p.m.

Biscuits & Gravy - Hodgeman Co. Fair Assn.

4-H Concessions Open

Round Robin Fitting and Showing Contest

Jr. Showmanship training

All entries released

Fairgrounds Clean-up

Roping

Schedule subject to change without notice.

6/8/26

TABLE OF CONTENTS

2026 Hodgeman County Fair Executive Board.....	1
Fair Schedule	2
Table of Contents.....	4
Superintendents Duties	7
Superintendents.....	8
Parents & Volunteers Code of Conduct	10
4-H Mission, Motto, Creed, Pledge, and Life Skills.....	11
FFA Mission, Motto, Creed, Pledge & Scouts Mission, Oath, Vision, Promise and Law	12
Hodgeman County 4-H Events Policy.....	13
Understanding 4-H Judging and Ribbon System.....	13
4-H Ethics Guidelines	14
General Information.....	15
Code of Show Ring Ethics	17
Rules Governing Entries and Premiums	18
4-H/FFA General Regulations	19
General Livestock Regulations	20
Special Events or Classes.....	75
Fair Supporters	79
ANIMALS	
Beef	
100 Beef Scan.....	23
101 Beef Showmanship	23
102 Breeding Beef.....	23
103 Market Beef	23
Bucket Calf	
107 Bucket Calf	24
105 2nd Year Bucket Calf-Market	24
106 2nd Year Bucket Calf-Breeding.....	24
Dairy	
110 Dairy	25
111 Dairy Showmanship	25
Goat	
120 Dairy Goat	25
129 Goat Showmanship.....	26
130 Market Meat Goat.....	26
131 Meat Breeding Goat	26
132 Goat Scan.....	26
Horse	
134 Horse Halter	26
135 Horse Performance.....	27
136 Horse Non-Point Performance.....	27
Sheep	
157 Market Sheep.....	28
158 Sheep Scan	28
159 Breeding Sheep	28
160 Sheep Showmanship.....	28
Round Robin Showmanship	
156 Round Robin Showmanship.....	29
Swine	
171 Market Swine.....	30
172 Breeding Swine	30
173 Swine Scan	30
174 Swine Showmanship.....	30

169: Unmanned Aerial Systems, cont.	Class #	
	Jr.	Sr.
UAS original design with plans	6178	6180
UAS Practical application constructed with kit	6179	6181
Unmanned Aerial Systems Educational Poster	6182	6185
Unmanned Aerial Systems Display Board	6183	6186
Unmanned Aerial Systems Notebook	6184	6187

VISUAL ARTS

176: Visual Arts - Fine Arts

1. Read General Information.
2. Each exhibitor may exhibit unlimited items in each class.
3. All exhibits are to be labeled when entered. Labels should include name of item, class number, name and age of exhibitor. Labels are available from your arts & crafts leader or the Extension Office.
4. Ribbons will be awarded in Purple, Blue, Red, and White with 1st and 2nd in each division receiving Champion and Reserve Champion by age division.
5. 4-H Division will be judged consultation. Parents will not be allowed to sit with 4-Hers while consultation judging is in progress.

176: Visual Arts - Crafts

1. Read General Information.
2. All exhibits must have been made since fair time last year.
3. All articles exhibited must have been made by the party in whose name the entry is made.
4. Ribbons will be awarded in Purple, Blue, Red, and White with Champion and Reserve Champion in each division Ceramic & Clay, Leather & Jewelry, Three-Dimensional, Fine Arts (pg.) & General Crafts with a Grand and Reserve Grand Champion in each age group.
5. **Copyright** - *Kits and preformed molds are not considered original and are not acceptable in any Visual Arts Class. Combining parts of different patterns (pictures, photographs, images from the internet or a magazine) with the member's own ideas can result in an original design, but simply changing the color, pattern, and/or size of a pattern does not make the design original. If you create a replica of what you see somewhere else (i.e. Pinterest), it is not your original design. If a photo, sketch, or other idea source was used, submit it with your entry, firmly attached to your exhibit.
6. Rock Springs display items will be returned to Extension Units upon the conclusion of the State Fair.

Fine Arts - Oil, chalk, charcoal, dyes, pastels, pencil, ink, acrylic, or watercolor on canvas, canvas board, paper, wood, metal, or textiles, framed as a picture, prepared for hanging. Stretched canvas art on a wooden frame is considered prepared for hanging provided that frame has a hanger.

Clay and Ceramics - Any original item made of clay; may be fired or unfired, hand formed, or thrown on a wheel. Self-hardening, fire/oven-cured, and/or cornstarch clays are acceptable. Items can include, but are not limited to, clay statues, bowls, etc.

Leather and Jewelry - Any leather stamping, carving, tooling, lacing, or stitching piece or any jewelry piece made from any medium are acceptable exhibits. Leather project kits are acceptable due to leather being pre-cut for particular projects. If a 4-H member makes their own leather pattern that should be explained in the rubric and the pattern included

Rocket, cont.	Class #	
	Jr.	Sr.
Rocket made from kit, with plans	6146	6170
Rocket designed with original plans	6147	6171
Scale Model Rocket kit, with plans	6148	6172
Scale Model Rocket designed with original plans	6149	6173
Team Built Rocket with original plans	6175	6188
Rocket Educational Exhibit	6176	6177
Sr. Mid or high powered rocket - kit or original	-	6174

168: Small Engines

1. Review General Information.
2. Ribbons will be awarded in Purple, Blue, Red, and White with 1st and 2nd receiving Champion and Reserve Champion in both open and 4-H according to age divisions.

Class

6050 - Engine Display Board: A dismantled 2 or 4 cycle engine with all parts properly labeled

6051 - Safety Poster: Relating to lawn mowers and other types of small engine equipment

6052 - Operations Poster: Listing procedures for winter storage, spark plug maintenance or other procedures from owner's manual

6053 - Rebuilt or Repaired Engine: Engine must be on display.

- a. Must include engine type, model, serial number and whether 2 or 4 cycle engine.
- b. List what was wrong and what was done.
- c. List parts' prices and total amount spent on engine.

6054 - Engine Cut-away: Display a cut-away of an engine showing internal parts.

169: Uncrewed Aerial Systems

Purpose: The 4-H uncrewed aerial systems or UAS project explores the world from above the trees and discovers new frontiers with UASs. **UASs are commonly known as drones.** Members explore the uses and applications of unmanned aerial systems including how UASs link to other projects such as geology, robotics, electronics, crop science and many more.

1. The information that accompanies the UAS must be limited to the **4-H STEM Exhibit Information Form which is affixed to a 10" x 13" envelope. This envelope should NOT be attached to the UAS. This may be downloaded from <http://uas.engtech4ks.com/>.**
2. Exhibitor's name, county or district, age, and years(s) in project must be tagged or labeled in a prominent location on the exhibit, educational display, notebook, and/or poster.
3. **Uncrewed Aerial Systems that include or depict weaponry of any kind will be disqualified.**
4. Exhibitors are encouraged to laminate all posters and maps or cover them with clear plastic film.
5. Project notebooks must be organized in a 3-ring binder.
6. Educational displays should be creative and showcase something specific you have learned in the UAS project during the current year. Follow copyright laws, as explained in General Information as you are preparing your exhibit. Site your sources of scientific information on your exhibit, when appropriate.
7. Team exhibits are defined as developed by two or more 4-H members.
8. Each exhibit **MUST** include a video of the youth operating their UAS. This allows judges to get a better understanding of the exhibit and allows the youth the opportunity to fully demonstrate their exhibit. The video should be no longer than 8 minutes and should be placed on a USB drive or micro/SD card or, if desired, uploaded to YouTube as an unlisted video and a link to that video included in a file titled "VideoLink" or printed on a separate sheet of paper.

Animals continued

Poultry

146 Chicken	32
147 Meat Chicken Pen	32
148 Ducks.....	32
149 Meat Ducks	32
150 Other Fowl.....	32
151 Poultry Showmanship	32

Rabbits

152 Rabbit	33
153 Rabbit Fur	33
154 Rabbit Meat Pen.....	34
155 Rabbit Showmanship	34

Pets

108 Cat.....	36
113 Dog	36
138 Aquarium Pests	38
139 Hand Pets.....	38

INSIDE BUILDING (STATIC)

Booths & Banners

104 4-H Booths & Banners	39
178 FFA Booths and Banners	39

Clothing

109 Construction	40
170 Style Revue	40

Displays, Notebooks, Posters, Videos

112 Displays.....	42
137 Notebooks	42
145 Poster	42
175 Videos.....	43

Entomology & Geology

114 Entomology	46
127 Geology	48

Fiber Arts

116 Crochet.....	51
117 Ethnic Arts.....	52
118 Fiber Arts Notebook.....	52
119 Knitting.....	51
120 Macrame	52
121 Needle Arts	51
122 Rug Making	52
123 Wool.....	52
124 Patchwork or Quilted Article.....	52

Foods

125 Food Preservation.....	54
126 Foods.....	53

Other

115 Exploring 4-H	56
133 Home Improvement.....	56
178 Shooting Sports.....	56

Photography

140 Photography	57
-----------------------	----

Plant Science	
141 Crops.....	60
142 Flowers.....	61
143 Forestry.....	61
144 Gardening.....	62
ENGINEERING & TECHNOLOGY	
161 Ag Mechanization.....	63
162 Building Block Engineering	65
163 Astronomy	66
164 Computer.....	67
165 Electricity & Electronics	69
166 Robots	70
167 Rocketry.....	71
168 Small Engines	76
169 Uncrewed Aerial Systems.....	76
Visual Arts	
176 Visual Arts	77
Woodworking	
177 Woodworking	78
Fair Supporters	79
2026 Hodgeman Co. 4-H Members.....	Inside Front Cover
2025 Livestock Buyers	Inside Back Cover
Event ads.....	Scattered throughout fair book

167: Rocketry, cont.

7. If a rocket is launched using an engine(s) that has 160.1 ('H' engine or equivalent amount of smaller engines) Newton's-seconds or larger, adult supervision must be provided by an individual having at least 1 high power certification, and should include supporting documentation of such (a copy of Level 1 Card is sufficient).
8. If according to Federal Aviation Regulations Part 101, a waiver is required to fly the rocket, a copy of that waiver is to be attached to the envelope.
9. Guidelines for exhibit and construction are as stated under the general guidelines.
10. All rockets must have a safe method of recovery, e.g. parachute, streamer, etc.

NEW OR SPECIAL EVENTS OR CLASSES
EVENTS

- Community Life Sunday Supper & Presentations*
- Public Style Revue*
- Horse Show*
- Round Robin Fitting and Showing Contest*
- Market Livestock Sale*
- Biscuits & Gravy -Hg. Co Fair Assn*
- Theta Pi Ice Ice Cream Social*
- Will Thompson Memorial Rocket Launching*
- Judging of Livestock*
- John Ewy Presentation*
- Petting Zoo*
- Barn Quilts*

*Farm Bureau Family Fun Night—
Paul Wasko Memorial
Pedal Tractor Pull*

*Medallion Hunt
Coloring Contest
County Fair Princess Pageant
Roping*

CLASSES
*Retro-Photography
People's Choice Yesteryear
Photography*

*Small Photos
Quilts of Yesteryear
Cultural Arts
Decorated Cookie Jar Contest
Ag Mechanics Projects*

FAIRADISE!

**JOIN US
THIS YEAR!**

Monday, July 13
10:00 a.m.-Noon or
1:00-3:00 p.m.
4-H entries accepted
(All 4-H indoor entries must be
brought in except, livestock, pets, 4-H
Crops, Garden, & Flowers)

4-H & Open Class
Horse Show
Tue., July 14, 8:00 am

&
Tuesday, July 14
10:00 am - 12:30 pm Open Class en-
tries accepted (all but Flowers, Gar-
dening and Foods).
10:00 am - 5:00 pm All Booths MUST
be set up during this time.

Public Style Revue
North of Arena
Wednesday, July 15
7:00 p.m.

&
Wednesday, July 15
10:00 a.m. - 12:30 p.m.
Open Class entries & 4-H entries for
Hand & Aquarium Pets, 4-H Crops,
Garden, & Flowers

Petting Zoo
Wednesday,
July 15
5 - 8 p.m.

Laverne 'Jim' Housman Memorial
Scan-o-Gram Contest



Laverne 'Jim' Housman (1938 - 2019) was a life-time Hodgeman County custom harvester, rancher, and tremendous supporter of agriculture education with the 4-H & Youth Program. The Scan-o-Gram contest honors Jim for his many years of service and dedication.

2026 Hodgeman County Fair
4-H Scan-o-Gram Contest
Thursday, July 16
12:30 p.m.

Fairgrounds Livestock Barn
Cash prizes awarded to the
Champion and Reserve Champion
scan of each market specie entry.



167: Rocketry, cont.

General definitions for all categories, cont.:

6. **6.** A scale model rocket is “any model rocket that is true to a scale model of an existing or historical guided missile, rocket vehicle, or space vehicle.” The intent of scale modeling is according to the National Association of Rocketry, “to produce an accurate, flying replica of a real rocket vehicle that exhibits maximum craftsmanship in construction, finish and flight performance.” (NAR “Pink Book” 50.1 4-1)
7. Advanced rocketry members may use alternative skins as a construction technique. Alternative Skins are thin coverings over a skeleton that serve as the finish of a rocket as opposed to painting. This allows the builder to display maximum design and creativity.
8. Flight damage is to be documented by the participant. The judging of flight damage is to be secondary to all other aspects of the model and only then may it even be considered. However under **no** circumstances may flight damage be grounds for disqualification.
9. **Original design** rockets **cannot** be a modification of a pre-existing kit and must be of original design.
10. Multi-stage rockets can be flown using just the final stage and be considered fully flown.
11. All exhibitors must comply with the NAR Model Rocket Safety Code that is in effect as of October 1 of the current 4-H year.
12. Exhibitors will be responsible for their own rocket at the scheduled launch.
13. If a safety violation is noted by the judges, superintendent, or other staff, the exhibitor’s rocket, at the judges discretion, will receive a participation ribbon.
15. A Champion and Reserve Champion may be awarded in both the JR and SR Divisions.

High Power Rocketry Guidelines:

1. Exhibitors **must** be at least 15 years of age by January 1 of the current year. Exhibitors **must** also be a member of the National Association of Rocketry and be able to supply their membership certification number.
2. For the purposes of Kansas 4-H SpaceTech a mid-powered rocket is defined as a rocket that uses an ‘E’, ‘F’, ‘G’, or equivalent engine for launch. In addition, rockets also qualify for mid-power if they meet any of the following criteria: **a.** Is 2 inches or greater in diameter (not including fins) and taller than 3 feet (36 inches including fins) **b.** do not use an engine (s) exciding 160.01 Newton seconds of total impulse (an ‘H’ engine equivalent or above). **c.** The total impulse of all engines used in the rocket is greater than 20.01 Newton-seconds and less than 160.01 Newton-seconds.
3. For the purpose of the Kansas 4-H Space-Tech a high powered rocket is defined as a rocket that meets any of the following criteria: **a.** Weighs more than 3.3125 pounds (53 ounces or 1500 grams) at the time of launch; **b.** Uses a ‘H’ engine or larger to launch; **c.** The total impulse of all engines used in the rocket is greater than 160.01 Newton-seconds of thrust.; **d.** Includes any airframes parts of ductile, metal, though, the use of ductile metal is strongly discouraged. **e.** Models powered by rocket motors not classified as model rocket motors per NFPA 1122, e.g.: **f.** Average thrust in excess of 80.01 Newtons; **g.** Contains in excess of 125 grams of propellant and are limited to only H and I motors. **h.** Uses a hybrid motor or a motor designed to emit sparks.
4. For the purpose of the Kansas 4-H Space-Tech **NO** rocket may be launched using engines totaling more than an ‘I’ impulse engine or 640 Newton-seconds of total thrust.
5. All exhibitors must comply with the NAR High Power Rocket Safety Code that is in effect as of October 1 of the current 4-H year. The NAR High Power Rocket Safety Code applies to the construction and launching of all rockets displayed in this division.
6. All rockets in this division are to be launched under adult supervision by the 4-H member who constructed the rocket.
9. A Champion and Reserve Champion may be awarded.

Superintendent Duties

Read and be familiar with all General Rules and Regulations concerning the County Fair. Read and become familiar with all Special Rules concerning your Division. Develop a work schedule for your Division and contact committee members and others to assure all responsibilities are covered. If additional help is needed, the Division Superintendent may contact the Fair Association or the Hodgeman County Extension Office for additional resources.

Carry out the following duties:

Check-In: Be present to accept exhibits. **NOTE:** There are two check-in times for many exhibit areas: Monday and Wednesday. This year all entries will be put online. If not pre-entered, open class must be added at the Fair before accepting the entry. There will be someone to help enter exhibits. Show exhibitors where to place exhibits.

Before Judging: Be present at least 30 minutes before the judging begins to greet the judge(s), review division rules, placing systems, awards to be chosen, etc. with the judge(s).

During Judging: Assist the judge(s) during the judging of exhibits, answering questions, but not conversing with the judge about an exhibit. When possible have a committee member assigned to each judge to record written comments on the back of the exhibitor's entry form. **Do not let people other than the contestant speak with the judge while judging is taking place, unless the judge prefers to talk with the group during judging.** Check with the judge. Assist exhibitors in preparing for judges, including lining up livestock for the show ring. **If 4-Hers have conflicts, stress flexibility and assist the 4-H exhibitor by planning to work them in when possible.**

Selection of Champions: Review with the judge(s), which exhibits are eligible for Champions and other honors and encourage the judge(s) to select award winners for all available rewards.

Selection of Grand Champion and Reserve Grand Champions: After selection of the Grand Champion has been made, the project exhibit which stands, as Reserve Champion to the now named Grand Champion will move up and compete against the remaining Champions for Reserve Grand Champion.

After Judging: Encourage each judge to complete all forms and record the judge's comments and ideas. Record all award winners and return all entry form copies & supplies to the fair office. Arrange exhibits for attractive display. Place stickers and identification cards on the exhibit. Supervise the Division exhibit area and keep it neat and clean throughout the fair.

It is the responsibility of the division superintendent to make sure any or all rules, regulations or requirements are followed. Each Division is strongly encouraged to make suggestions for improvements to be reviewed after the fair. **Please notify the Extension Office and/or the Hodgeman County Fair Association if you are unable to serve as a Superintendent.**

2026 SUPERINTENDENTS
Head Superintendent listed in **BOLD** type

4-H ARTS & CRAFTS	JENNY GOEBEL , Kellen Shaffer, Kalen Hahn
OPEN ARTS & CRAFTS	CINDY GOEBEL , Connie Chavez
BEEF	COLE BUFFO , Heath Bamberger, Eugene Frusher; Morgan Lupfer
BOOTHS, BANNERS, NOTEBOOKS, POSTERS, OTHER EXHIBITS & AQUARIUM PETS	JOYCE OCHS , Patti Craghead
CROPS, GARDENS & FLOWERS	AUDREE WORTH , Shanaye Worth
ELECTRIC, WOODWORK, ENTOMOLOGY, GEOLOGY, SMALL ENGINES, BICYCLE, FFA MECHANICS	LAURIE PETERSILLIE , Josie Gage
SHOWMANSHIP CONTEST	COLE BUFFO , Paula Lonnberg, Eugene Frusher
OPEN CLASS FOODS & DECORATED COOKIE JAR	JOYCE OCHS , Patti Craghead
4-H FOODS	KIM BURNS , Jordan Ochs, Sue Hergert
GROUND SUPERINTENDENTS	ALL 4-H PARENTS
HORSE	TRACIE NUSSER , Morgan Lupfer
4-H & OPEN CLOTHING, QUILTS, KNITTING, CROCHET, NEEDLEWORK	CHARLENE MUILENBURG , Ashley Frusher, Maria Grime, Deb McKivergan
RING HELP	Burke Goebel, Marci Bailey, Ben Ochs, Chris Antonelli, Justin Lupfer, Cassidy Paz, Cole Buffo
RINGMASTER & ANNOUNCER	MARCI BAILEY
LIVESTOCK WEIGH-IN	DEWAYNE CRAGHEAD , Paula Lonnberg, 4-HERS AND PARENTS

167: Rocketry, cont.

- g. Support rods must not extend past the tip of the highest nosecone on the model. This reduces the likelihood of eye pokes. Support rods must remain in the upright position, 90 degrees to the display base, do not angle. Support rods may be angled if the rocket itself still remains in the upright position, for example if engine tubes are slanted and the best form of support for the rocket is to use an angled support post. If support rods are the rocket is not perpendicular to the display base, the judge should deduct one ribbon placing.
- h. No model may be submitted on a launch pad
- 4. Engines and igniters shall not be exhibited with the rockets.
- 5. The 4-H Member may include a video showcasing their experience in the project.
 - A. Videos with an accompanying release form signed by the exhibitor’s parent or guardian may be displayed at the state fair in the Engineering and Technology exhibit area.
 - B. The video must not be more than 8 minutes long and should be included on **the a** USB drive.
 - C. Videos for the Kansas State Fair, may be uploaded to a video sharing site, such as YouTube, instead of being placed on the USB drive. The video should be set to “private” so only those with the link are able to view it. The link should be written on the video form for the judges to review. Capitalization in URLs matter, incorrect URLs may result in a ribbon place deduction.
- 6. **Exhibitors who exhibit a rocket using a size E or larger engine must provide their**

General definitions for all categories:

- 1. Angles of fins must fall within a plus or minus 2 degree variation. Use of an approved fin alignment guide (such as DGD 031989.) An official fin guide is available from <http://rocketry.engtech4ks.com/>
- 2. Exhibits must be uniformly painted, smoothly finished, and have decals applied smoothly. Fins should be rounded or streamlined. Fins and body tubes are to be sealed to eliminate the appearance of body grooves and wood grain. Any seams on plastic parts are to be sanded smooth. The rocket is to be properly assembled. Fins and launch lugs are to be filleted to reduce drag and properly secured to the model. The nose cone is to fit snugly but still allow for easy removal.
- 3. Beginner kits with prefabricated fin assemblies and pre-finished rockets requiring no painting are **NOT** allowed, and will be given a participation ribbon.
- 4. Cloverbuds and first year Aerospace members **MAY** enter rocket kits with plastic fins or prefabricated fin assemblies. Plastic snap together fins and prefabricated fin assemblies that **do not** require fin alignment are not acceptable, and will be given a **participation ribbon**.
 - a. This rule does not apply to plastic fins that must be manually aligned and do not utilize a fin alignment mechanism, including, but not limited to fin alignment rings or spacing blocks.
 - b. This rule does not apply to fiberglass, Kevlar, extruded foam, composite, or wood fins; especially when used for “through-the-wall” fin attachment techniques that are common in larger rockets.
 - c. In addition, plastic parts for decorative and mechanical purposes (i.e. decorative nozzles and moving landing struts) are not considered fins and can consist of plastic. Decorative nozzles, etc. need to be securely fastened and not pose a safety hazard.
- 5. Models **may not** be judged based on their paint scheme, with the exception of rockets that fit the definition of a “scale model.” Rockets may deviate from the suggested paint scheme, allowing the 4-Her to display maximum creativity in the finishing of their rocket. Under **no** circumstances is the weight given to the paint scheme to be sufficient enough, by itself, to move from one ribbon placing to another.

Rabbit & Poultry Judging
Friday, July 17
9:00 a.m.

Will Thompson Memorial
Rocket Launch
Thursday, July 16
6:00 p.m.

Cowboy Church
Sunday, July 12
5:00 p.m.

Community Life serving
Potato Bar Supper
Sunday, July 12
5:00 - 7:00 p.m.



United Wireless
Meets your needs for
Cell phone service
&
Internet



2026 SUPERINTENDENTS, cont.
Head Superintendent listed in **BOLD** type

4-H DOG & CAT	IOLA GLUNT , Heather Thompson
4-H PHOTOGRAPHY	PAM RUFF , Katie Olson, Jan Thoben
OPEN PHOTOGRAPHY	DEB OCHS , Pam Ruff
POULTRY & RABBITS	IOLA GLUNT , Heather Thompson
ROCKETRY	KIM BURNS , Doug Vieux, Dan Thompson
STYLE REVUE	SAILOR SEILER , Megan Nuff
BUYMANSHIP	SAILOR SEILER , Megan Nuff
SHEEP AND GOATS	KENT CRAGHEAD , Geena Ledford
SWINE	DOUG VIEUX , Curtis Goebel, Justin Lupfer, Burke Goebel, Dan Thompson, Shanaye Worth
CULTURAL ARTS DISPLAY	CHARLENE MUILENBURG , Ashley Frusher
SCAN-O-GRAM - ALL MARKET ANIMALS	4-HERS & PARENTS, LINDA HOUSMAN , Kent Craghead, Curtis Goebel, Heath Bamberger, Dan Thompson

IN MEMORIAM

We would like to honor some
of our Fair friends who
passed in the last year.

**Wilma Ashton
Gaynell Rose
Will Thompson
Libby Schroeder**

Hodgeman County Fair Parents & Volunteer Code of Conduct

These statements represent a code of ethics which all parents, volunteers, and paid staff are expected to observe.

As a Kansas 4-H Parent or Volunteer, I will:

1. Treat youth with respect, caring, and acceptance. Know that all young people have skills and talents which can be used to help others and improve their community.
2. Provide a safe environment. Do not harm youth or adults in any way, whether through sexual harassment, physical force, verbal or mental abuse, neglect, or other harmful experiences.
3. Not use alcohol or any illegal substances (or be under its influences) while working with or being responsible for youth, or allow youth to do so while in my presence.
4. Role-model the character traits of: trustworthiness, respect, responsibility, fairness, caring, and citizenship. Model the core values of K-State Research and Extension: **INTEGRITY**, to develop and deliver credible information; **COMMUNICATION**, to provide common understanding; **SCHOLARSHIP**, to foster life long learning; **LEADERSHIP**, to serve as an agent of change; **INCLUSION**, to foster active participation by all.
5. Promote and practice the responsible and ethical stewardship of 4-H projects including livestock and companion animals.
6. Obey the laws of the locality, state and nation.
7. Work as a "team player" for the good of the 4-H Program. Work cooperatively with youth, volunteers, other parents and extension staff and treat them with respect.
8. Applaud for your children, your friend's children, your favorite clubs or groups, and others to express appreciation and admiration.
9. Do not boo, heckle, make disparaging remarks, or make insulting comments about or to anyone – including competitors from rival clubs or groups, and program officials and organizers.
10. Listen, act interested, and be quiet when participants are introduced, when program officials are talking or making announcements, and when other comments are being addressed to the audience.
11. Remain until the end of the event or the class you are observing, or until program organizers indicate it is appropriate for spectators to depart. **Do not get up and leave the minute your child leaves the show ring or stage.**
12. Encourage your child to politely ask questions if he/she has them, express concerns he/she may have, and make helpful suggestions to program officials and organizers.
13. Congratulate the winners after the program.
14. If you have questions, concerns, or suggestions, be polite in expressing them. **Criticize in private, and compliment in public.**
15. Be considerate of the time that program officials have to spend with you, and of their other responsibilities. Schedule an appointment if you need more time than they have to spend with you at the program. Submit your compliments, concerns, and suggestions in writing, with your signature.
16. Show courtesy toward others. For example:
 - a. Do not set or stand in aisles.
 - b. Do not jump up and block the view of those behind you in moments of high excitement.
 - c. Do not block other people's views when taking pictures or videos.
 - d. Leave the chairs and bleachers where you find them.
 - e. Throw away litter. Do not leave programs, drinking cups, or other trash for someone else to clean up.
17. Teach your child sportsmanship. Require him/her to demonstrate sportsmanship before, during, and following competitive activities.
18. Enjoy the program, and accept our appreciation for setting a good example for today's youth.

The Girl Scout Promise

On my honor, I will try:
To serve God and my country,
To help people at all times,
And to live by the
Girl Scout Law.

The Girl Scout Law

I will do my best to be
honest and fair,
friendly and helpful,
considerate and caring,
courageous and strong, and
responsible for what I say and do,
and to
respect myself and others,
respect authority,
use resources wisely,
make the world a better
place, and be a sister to
every Girl Scout.

166: Robotics, cont.

17. A Champion and Reserve Champion may be awarded in both the JR and SR Divisions. Exhibit should include what was learned and knowledge gained about geography. Value is placed on youth that can model the learning process, or show how their skills have increased while completing the project.
18. Team projects are designed to encourage teamwork among individuals and/or 4-H clubs to build a robot from initial design to finished project. Robots in these two classes must be original design, and not merely modifications of existing kits. The age of the oldest member on the team will determine whether the robot will be entered in the JR or SR Division. Team project notebooks must be organized in a 3-ring binder and should highlight information/roles of each team member, drawings, charts, photographs, goals and objectives of your robotics project, and all robotic competitions your team has competed in during the current 4-H year.

	Class #	
	Jr.	Sr.
Kit Robot	6132	6137
Original Robot with original plans	6133	6138
Programmable kit robot	6134	6139
Robot designed and constructed	6135	6140
Junk Drawer Robotics	6136	6141
Robot Educational Exhibit	6142	6143
Team Built Robot	6144	6145

167: Aerospace/Rocketry

1. All rockets will be entered Monday 10:00 am to 3:00 p.m. Each 4-Her enrolled in STEM - rocketry may enter four rockets and may fire each rocket once. Rockets will be fired at the ball field Thursday at 5:30 p.m.
2. Exhibits must have been constructed during the current year. Each rocket must be able to stand freely by itself or be supported on a stand or rail limited to an 8 X 8" square, 3/4" thick with the exception of display rocket class. **SUPPORT RODS MUST REMAIN IN THE UP RIGHT POSITION. DO NOT ANGLE.** (Do not submit on launch pad.)
3. Rocket paperwork must be entered with each rocket in a 10" X 13" manila envelope, Relevant from <http://rocketry.engtech4ks.com/> and include the following:
 - a. The rocket plans or a photocopy of the plans must be inside the envelope; and
 - b. One 8" X 11" page of photos showing the 4-H member constructing the rocket.
 - c. Photos at the launch site at the moment of ignition will be needed for the State Fair.
 - d. Original design rockets must include a summary statement explaining how the rocket was tested for stability prior to flying.
 - e. If a rocket kit has been modified structurally (Which must provide all necessary details to construct an original design rocket.), notations need to be given indicating the changes made, either by notations on the Rocket Exhibit Information Form or by placing notes in the plans. Such modifications require the rocket to be swing tested and documented to show a stable flight. A different paint scheme, changes/reduction in decals, and other non-structural changes are not considered modifications and do not need to be documented.
 - f. Do not catch rockets when they return to earth. It is an unsafe practice.

166: Robotics

5. Robot dimensions should not exceed 2 feet high, by 2 feet wide, by 2 feet deep. Weight may not exceed 15 pounds. If displayed in a case (not required or encouraged) the outside case dimensions may not be more than 26 inches in height, width, or depth.
6. Materials including but not limited to obstacles, spare batteries, and mats for testing the robot may be placed in a separate container, which is not included in the robots dimensions, that container may not be larger than 576 cubic inches as measured along the outside of the container. (Examples: 4”X4”X36” or 4”X8”X18” or 6”X6”X16) The container, if used, and/or any large objects (such as mats or obstacles) should be labeled with the exhibitors name(s) and county or district.
7. All electric components of the robot must be adequately covered or concealed with a protective enclosure. Paper is **NOT** considered an adequate enclosure or covering for electrical components.
8. Robots must be powered by an electrical, battery, water, or solar source only. Robots powered by fossil fuels/flammable liquids will be disqualified. All robots must include an on/off switch for operation. No remote control devices will be allowed.
9. Each robot must be in operable working condition. The judges will operate each robot to evaluate its workmanship and its ability to complete the required tasks for this current 4-H year. Examples: Be able to vacuum the floor. Find the brightest spot in the room. Mimic life. Follow a line.
10. The exhibit must include written instructions for operation, construction plans, one to three pages of project photographs or a 5 minute CD, DVD, or video presentation, and robot programming information, if applicable. This information should be placed inside the 10”x13” manila envelope mentioned above. Each exhibitor is required to complete the “4-H Robotics Exhibit Information Form” which is available through the Extension office or at <http://robotics.engtech4ks.com/>
11. Site sources of scientific information on your Exhibit when appropriate.
12. Robots that include weaponry of any kind will be disqualified.
13. Creativity will be a strong criterion in judging the “Robot designed by Exhibitor” classes. “Robot designed by Exhibitor” may not be modifications of robot kits. However, these classes may include robots made from Legos Mindstorm Robotics parts, provided the plans and programming are the original work of the exhibitor. All robots should have a purpose or intended function, examples include, but are not limited to: following a line, sweeping the floor, solving a rubix cube, sorting colors, or climbing stairs.
14. The exhibit must include written instructions for operation (the instructions should be written as if they were to tell a grandparent or elderly person how to operate the robot), construction plans, and one to three pages of project photographs. In addition- a 5 minute video presentation placed on a CD, DVD, USB drive, or similar removable storage device, if applicable. For robots that can be programmed,—robot programming information must be included, This information should be placed inside the 10” x 13” manila envelope mentioned above. The exhibitor may enter their electronic project listed under the electric program as under the Robotics project if the exhibitor so chooses. No exhibitor will be allowed to set up their robot in person.
15. In the event that the robot uses a device like a phone, iPad, or tablet for programming AND operation, DO NOT include the device (phone, tablet, etc.). The device’s safety cannot be insured. Instead record a video demonstrating the instructions included for your robot. It should Engineering & Technology show, setting up the robot, starting the robot, the robot executing its task, and powering off the robot, just like the instructions are written.
16. Educational displays are limited to one 2’ x 3’ tri-fold display board and no more than 3’ x 3’ of table space. No card table exhibits will be allowed. Care should be taken to use durable materials that will withstand Fair conditions. No electricity will be provided.

4-H Mission

Prepare youth to meet the challenges of childhood, adolescence and adulthood, through a coordinated, long-term, progressive series of educational experiences that enhance life skills and develop social, emotional, physical and cognitive competencies.

KANSAS 4-H MISSION –

With unique strategies and opportunities, Kansas 4-H Youth Development engages youth in reaching their full potential through partnerships with caring adults.

4-H Pledge

I Pledge

My **HEAD** to clearer thinking,
My **HEART** to greater loyalty,
My **HANDS** to larger service,
My **HEALTH** to better living, for my club,
My community, my country and my world.

4-H Motto

To make the Best, Better.

4-H Creed

I believe in 4-H for the opportunity it will give me to become a useful citizen.

I believe in the training of my head for the power it will give me to think, to plan and to reason.

I believe in the training of my heart for the nobleness it will give me to become kind, sympathetic and true.

I believe in the training of my hands for the dignity it will give me to become useful, helpful and skillful.

I believe in the training of my health for the strength it will give me to enjoy life, resist disease and work efficiently.

I believe in my country, my state and my community for their development.

In all these things I believe, and I am willing to dedicate my service to their fulfillment.

KANSAS 4-H LIFE SKILLS

4-H club work is a major and important part of the Cooperative Extension Service. The primary aim of the 4-H program is to provide opportunities to build life skills. These life skills are:

Healthy Interpersonal Relationships-Getting along with others and interacting with people of all ages.

Sound Decision Making-Making choices based on applying what is known in a productive way.

A Positive Self Concept-Believing youth are capable and can be successful.

An Inquiring Mind-Asking questions and knowing how to obtain information

Concern for the Community-Becoming aware of and working towards improving one’s community

4-H Emblem Mission Statement

The 4-H Divisions included in this book are designed as an educational experience for the youth involved.

In 4-H, youth learn by doing. Much of the learning happens through project experiences. The County Fair provides an opportunity for youth to display and tell about what they have achieved in their project(s) during the past year. A judge is hired to offer advice and constructive criticism on these achievements.

Participation in the County Fair teaches youth the importance of sportsmanship. Sportsmanship may be defined as conduct becoming to an individual involving fair and honest competition, courteous relations and graceful acceptance of results. To become contributing, competent, caring, and capable adults, youth must develop sportsmanship.

Through 4-H, youth learn skills that will last a lifetime. They gain:

A positive self concept.

An inquiring mind.

A concern for the community.

Healthy interpersonal relationships.

Sound decision making.

Each young person who has the dedication, courage, and willingness to enter a project in the County Fair is a winner at heart. Because youth are our future, the County Fair highlights their successes and salutes each youth participant!

Boy Scout Mission Statement

The mission of the Boy Scouts of America is to prepare young people to make ethical and moral choices over their lifetimes by instilling in them the values of the Scout Oath and Law.

Boy Scout Oath

On my honor I will do my best
To do my duty to God and my country
and to obey the Scout Law;
To help other people at all times;
To keep myself physically strong,
mentally awake, and morally straight.

Boy Scout Law

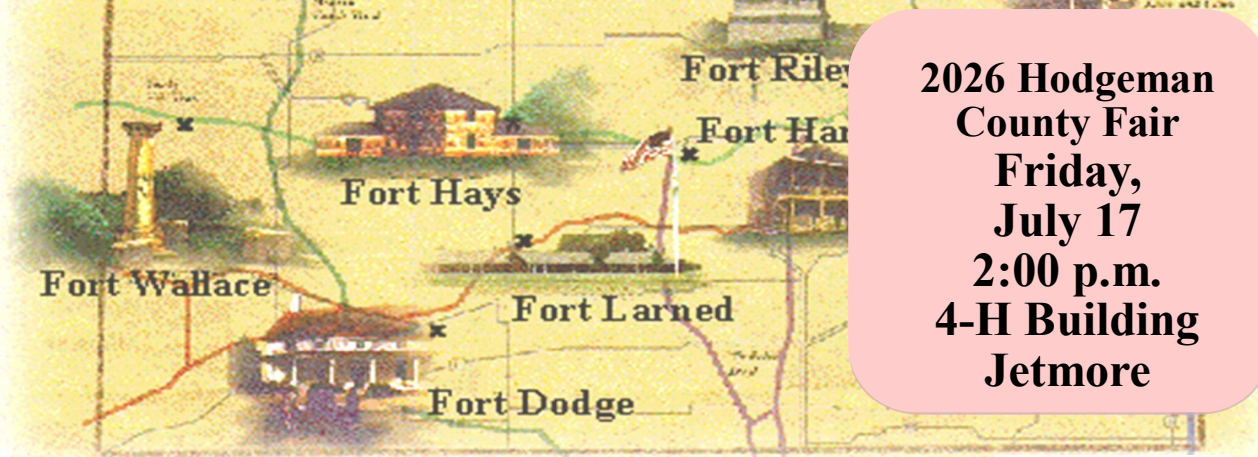
A Scout is:

Trustworthy	Loyal	Helpful	Friendly
Courteous	Kind	Obedient	Cheerful
Thrifty	Brave	Clean	Reverent

Boy Scout Vision Statement

The Boy Scouts of America will prepare every eligible youth in America to become a responsible, participating citizen and leader who is guided by the Scout Oath and Law.

HODGEMAN COUNTY HISTORY



**2026 Hodgeman
County Fair
Friday,
July 17
2:00 p.m.
4-H Building
Jetmore**

The public is invited to experience a look back at our rich, local history. John Ewy of the Hahn Museum will share interesting facts of early Hodgeman County.

FFA Mission

FFA makes a positive difference in the lives of students by developing their potential for premier leadership, personal growth and career success through agricultural education.

FFA Motto

Learning to Do
Doing to Learn
Earning to Live
Living to Serve

FFA Creed

I believe in the future of agriculture, with a faith born not of words but of deeds — achievements won by the present and past generations of agriculturists; in the promise of better days through better ways, even as the better things we now enjoy have come to us from the struggles of former years.

I believe that to live and work on a good farm, or to be engaged in other agricultural pursuits, is pleasant as well as challenging; for I know the joys and discomforts of agricultural life and hold an in-born fondness for those associations which even in hours of discouragement I cannot deny.

I believe in leadership from ourselves and respect from others. I believe in my own ability to work efficiently and think clearly, with such knowledge and skills as I can secure, and in the ability of progressive agriculturists to serve our own public interest in producing and marketing the product of our toil.

I believe in less dependence on begging and more power in bargaining; in the life abundant and enough honest wealth to help make it so —for others as well as myself; in less need of charity and more of it when needed; in being happy myself and playing square with those whose happiness depends on me.

I believe that rural America can and will hold true to the best traditions of our national life and that I can exert an influence in my home and community which will stand solid for my part in that inspiring task.

165: ENERGY MANAGEMENT (ELECTRIC & RENEWABLE ENERGY)

1. Review General Information.
2. Each Electronics & Renewable Energy exhibit must include a “4-H Electronics & Renewable Energy Information Form” which is available through your local K-State Research and Extension Office or at <http://electric.engtech4ks.com/>. This form must be attached to the outside of a 10” X 13” manila envelope. You must also include a wiring diagram or schematic. Place them inside the manila envelope.
3. A sheet of operating instructions must be furnished for any exhibit not self-explanatory.
4. Exhibit must be operable. If battery power is required, batteries must be furnished.
5. Any project with a complexity of size or electronics must have:
 - a. instructions for assembly and use
 - b. equipment available at the time of judging for actual testing of the exhibit.
6. No hand dipped solder may be used on exhibits.
7. Article should be cleaned before exhibiting, if it has been used.
8. Displays shall be the standard 3’ by 4’ tri-fold board.
9. Ribbons will be awarded in Purple, Blue, Red, and White with 1st and 2nd receiving Champion and Reserve Champion by age division.

	Class #	
	Jr.	Sr.
AC Electric Projects	6020	6080
DC Electric Projects	6021	6081
Electronic Projects with a battery or DC PS	6022	6082
Educational Activity Projects, D	6023	6083
Newly built or repaired computers.	6028	6088

ALTERNATIVE ENERGY (A form of energy derived from a natural source, such as the sun, geothermal, wind, tides or waves) All exhibits in this division are limited in size to standard, tri-fold, display boards (36” X 48”) and items may not extend beyond 12” from the back board. All displays must be self-standing.

	Class #	
	Jr.	Sr.
Display an experiment	6024	6084
Educational Activity Projects, N	6025	6085
Educational Activity Projects, P	6026	6086
Educational Activity Projects, V	6027	6087

166: Robotics

1. Read general information.
2. Exhibit must have been constructed during the current year.
3. Each robot must be free-standing, without the need for additional supports in order to be moved or exhibited.
4. Robots must have automated reticulated structures (arms, wheels, grippers, etc.). Game consoles that display on a screen are not considered robots and should either be entered in computer systems division or energy management project. Robots requiring no assembly, just programming, such as Ozobots, are considered computer systems projects as the skill is focused on the programming not on the construction of the robot.

164: COMPUTER, cont.

Computer Systems

The Kansas 4-H STEM Computer System portion of the computer project of the computer project is designed to allow 4-H members to explore how *information* is moved from one part of the computer to the other; how *information* is moved between two or more computer systems (networking); how *information* is stored; or how *information* is acted on (programming). Any item which is not a notebook, display board, or poster displayed in this class is considered a “computer system” exhibit and **MUST** follow the rules set forth below.

1. All exhibits must be self-contained on a USB drive (thumb drive, flash drive, jump drive, or other any other name for a small USB storage device; the rules will use “USB drive”). This means that a judge can plug in the USB drive into a computer and be able to run the exhibit as described below OR System-On-A-Chip (SOC) (such as Raspberry Pi) or a Micro-Controller (such as an Arduino or Ozobot) AND is a compact (less than 4”X4”X4”) system, which can be programmed AND requires minimal assembly to operate (e.g. connecting power, display, and keyboard/mouse cables). Referred to as a “chip system” through the rest of the rules.
2. For all computer system entries the following items are required as part of an exhibit packet: **a.** A manila envelope with the Computer Exhibit Form attached to the front, this form can be downloaded at <http://computers.engtech4ks.com/>. **b.** A USB drive labeled with the 4-Hers name, county/district, and club; in a way that does not prevent it from being plugged into a computer. **c.** At least one (1) graphic (picture, screen shot/capture, slide, etc.) of the project must be printed out on an 8.5” X 11” sheet of standard computer paper, placed in a plastic sheet protector. On the back side of the graphic the 4-Her’s name, county/district, and club should be listed. **d.** Instructions to run any part of the exhibit on the USB drive.
3. (There should be at least three (3) items in your manila envelope: USB drive, graphic and Instructions). Each exhibit must be accompanied by a “4-H Engineer’s Journal.” The engineer’s journal should be typed. It can either be included electronically on the USB drive (preferred) or printed and placed in the manila envelope. The “4-H Engineer’s Journal” should start with a dated entry describing what the 4-H member is trying to accomplish/build. The “4-H Engineer’s Journal” should conclude with a dated entry describing what the 4-H member achieved in creating. (The start and end many times will be different. The judges are interested in the journey).

	Class #	
	Jr.	Sr.
Computer program, application, etc.	6110	6221
Computer presentation	6111	6122
Single computer system	6112	6123
Networked system	6113	6124
Coded website built entirely by the 4-H Member (not using a pre-made template generator such as Wix or Squarespace).	6114	6125
Computer Educational Poster	6115	6126
Computer Display Board	6116	6127
Computer Notebook	6117	6128
Computer Systems Educational Poster	6118	6129
Computer Systems Display Board	6119	6130
Computer Systems Notebook	6120	6131

HODGEMAN COUNTY 4-H EVENT POLICY

County 4-H Event Policy is determined by the Hodgeman County 4-H Council with the advice of the local 4-H Leaders, County Extension Agents, State 4-H Staff and others interested in the program. 4-H council is made up of 4-H members and adults representing each of the 4-H Clubs in Hodgeman County.

UNDERSTANDING 4-H JUDGING

Children join 4-H to have fun and make new friends. One reason why 4-H is so successful is because children choose to do whatever interests them. As participation increases, 4-Hers learn more, begin to assess progress for themselves, and look to others for evaluation of their work. The judging process in 4-H is like real life. 4-Hers set goals, work to achieve them, and reap rewards for their efforts. Having one’s accomplishments evaluated can be motivating and educational for 4-Hers. When judges critique their work or performance, it serves as a guide to further improvement. The judging process is probably more valuable than the award or recognition. To plan, practice, and present a finished product is to “learn by doing”. To graciously accept constructive criticism of one’s work is a real life experience. 4-Hers learn quickly that judging results reflect a personal opinion, and that evaluation will vary among judges.

CONFERENCE JUDGING

The judge visits with the 4-Her as he/she evaluates the product against a set of standards. The purpose of this judging is to determine what the 4-H’er learned in completing the project and the Extension Office shall provide notice to the exhibitors about when the judging will take place.

THE 4-H RIBBON SYSTEM

In 4-H, most judging involves the Modified Danish system of judging. In this system, **the judges do not judge one person’s work by comparing it to another’s**. The evaluation is made against a standard. A judge looks to see whether requirements are met.

In some divisions, there will be a **purple** ribbon awarded along with blue, red, and white, which means the project is outstanding on all standards. The project is exceptional. In these divisions there will be the purple ribbon and a Champion and Reserve Champion to indicate first and second.

A **blue** ribbon means the project exceeded minimum standards. A blue is above average.


A **red** ribbon means the exhibit has met all minimum standards. It shows an honest effort has been made. There are visible signs of needed improvement. A red is average.

A **white** ribbon means that, for one reason or another, the exhibit did not meet all of the minimum standards. It DOES NOT MEAN that the exhibit isn’t worthwhile! In fact the white ribbon best emphasizes the meaning of 4-H; that the member has attempted a learned skill and demonstrated that skill in a public event. The public eye is one of the toughest tests that any 4-H’er can put his/her skills & knowledge up against. When 4-H’ers see a white ribbon, the first question they should be asking themselves is, “What have I learned, and how can I make it better?” Aside from any ribbon placings, what is most important is that the child was participating in an activity that will build his/her character in learning life skills that will be of benefit to them for life.

In other divisions there will be a blue, red, and white, with champions.

Lastly, for the means of selecting a winner of the class or division, a **purple Champion or a Reserve Champion ribbon is given.**, which means the exhibit is outstanding on all standards. There are usually no flaws or only a few minor ones that only the trained eye would see. A purple is excellent. It also can indicate first or second place in the class or division.

THE DECISIONS OF THE JUDGES ARE FINAL AND NO APPEAL WILL BE CONSIDERED.



NOTICE—REMEMBER THIS YEAR

Stickers (instead of ribbons) will be applied to the entry card for open class.
You may receive a ribbon by going to the Fair Office during the Fair.

Kansas 4-H Ethics Guidelines

Doing the Right thing!! Some say ethics is just knowing and doing the right thing. Knowing the difference between right and wrong is easy, but doing the right thing is much more difficult! Building our character traits of trustworthiness, respect, responsibility, fairness, caring and citizenship helps to make doing the right thing a little easier.

Trustworthiness means doing what you say you will do. A trustworthy 4-H'er will:

- .. Plan & complete goals
- .. Adhere to enrollment and entry guidelines
- .. Develop project exhibits that show originality and creativity
- .. Provide daily care for your animals or make arrangements for help
- .. Follow the rules for animal ownership And registration

Respect is courtesy and proper treatment of people, animals and property. Respectful 4-'ers will:

- .. Speak kindly about leaders, fair committees, and fellow exhibitors And listen to others
- .. Keep animals comfortable and clean, treat them humanely by providing daily feed and water
- .. Help others in the project and give positive feedback or encouragement
- .. Take care of the property of others

Responsibility means doing the right thing, considering the consequences of your actions, and being accountable for your decisions.

Responsible 4-H'ers will:

- .. Willingly plan and make exhibits for project
- .. Train animals to be exhibited safely
- .. Read, know, and abide by all rules
- .. Work at fairgrounds to prepare and clean up for fair
- .. Work independently with leader / parent guidance

Responsibility is also demonstrated by good sportsmanship, good herdsmanhip, and good showmanship at ALL times, not just when the judge is watching.

Fairness means listening to others, playing by the rules, and treating everyone equally. A fair 4-H'er will:

- .. Accept winning and losing with grace
- .. Follow ownership and registration deadlines
- .. Know and follow show rules
- .. Be considerate of other exhibitors
- .. Recognize each project has different rules and standards

Caring means showing concern for others, both to people you work with and to your animals. A caring 4-H'er will:

- .. Help new exhibitors
- .. Say "thank you" and express your appreciation for others
- .. Congratulate other exhibitors
- .. Avoid gossip, negative publicity, taunting, and teasing others
- .. Treat animals humanely, including Providing daily feed and water to animals
- .. Demonstrate kindness and concern for others

Citizenship means making the home, community, country and world a better place to live for themselves and others. 4-H'ers demonstrate citizenship when they:

- .. Show leadership with younger 4-H'ers
- .. Work with less experienced exhibitors to improve their knowledge and skills
- .. Share resources with others
- .. Work at fair and other 4-H activities

By exhibiting the six pillars of character – trustworthiness, respect, responsibility, fairness, caring and citizenship, 4-H members will show that they are truly working to "Make the Best Better" for Hodgeman Co. 4-H!

Taken in part from "Ethics in Youth Livestock Programs", ISU and "What is the Real Purpose of 4-H Non-Livestock Projects"

163: Astronomy

15. Educational displays are limited to a 2'x 3' tri-fold display board. No card table exhibits will be allowed. Care should be taken to use durable materials that will withstand Fair conditions. In 100 words or less, describe your experience in the Astronomy project this year and place it in the envelope.

163: Astronomy	Class #	
	Jr.	Sr.
Astronomy – Telescope (kit)	6104	6107
Astronomy – Telescope (original design)	6105	6108
Astronomy – Educational Exhibit	6106	6109

164: COMPUTER

The 4-H computer project teaches concepts related to computers, hardware knowledge, software programming and applications, internet safety, the building, maintenance and repair of computers and future career opportunities. Please note that the actual construction of computer hardware (i.e., building a computer, electronic devices with a mother-board based manipulation) will remain in the Energy Management division.

1. Any item which IS NOT a notebook, display board, or poster displayed in this class is considered a "computer system" exhibit and MUST follow the rules set forth below.
2. The actual construction of computer hardware (i.e., building a computer, electronic devices with a motherboard-based manipulation) will remain in the Energy Management division.
3. All exhibits must be:
 - a. Self-contained on a USB drive (thumb drive, flash drive, jump drive, or other any other name for a small USB storage device; the rules will use "USB drive"). This means that a judge can plug in the USB drive into a computer and run the exhibit as described below.
 - b. OR System -On-A-Chip (SOC) (such as Raspberry Pi) or a Micro-Controller (such as an Arduino or Ozobot) AND is a compact (less than 8"X 8"X 8") system, which can be programmed AND requires minimal assembly to operate (e.g. connecting power, display, and keyboard/mouse cables). Referred to as a "chip system" through the rest of the rules.
4. Physical computers such as tablets, smart phones, laptops, or personal computers (PCs) will not be accepted as an exhibit.
5. For notebooks, display boards, and posters, no additional exhibit information is required; no manila envelope is needed for these exhibits as in some phases of STEM.
6. Educational posters must be no larger than 22" x 28" poster board.
7. Educational displays are not to exceed a standard commercial 3' x 4' tri-fold display board. Commercially available Science Fair Presentation Boards@ are encouraged. Exhibitors are encouraged to laminate all posters and maps or cover them with clear plastic film.
8. Project notebooks must be organized in a 3-ring binder.
9. Exhibitor's name, county or district, age, and years(s) in project must be tagged or labeled in a prominent location on the exhibit, educational display, notebook, and/or poster.
10. If the notebook illustrates the creation, talks about, or shows the result of an app, application, executable, program, or other compiled /interpreted "source code," a copy of the source code should be included. (In other words if you created an app for a smart phone and you're illustrating that app, you should include the code you used to build the app). Failure to include a copy of the "source code" may result in up to one ribbon place deduction.

GENERAL INFORMATION

Judges' Decisions will be final.

1. All entries will be held until 8:00 p.m. Tuesday night, except horses.
2. All exhibitors will be responsible for their own animals Wednesday thru Saturday.
3. All entries will be under the care and control of the Fair Association, and while due care and caution will be exercised for their safe keeping, neither the Association, its officers, agents or employees will be responsible in case of loss, injury, or damage that may occur. The Association will not be responsible for loss or theft of personal property on the grounds.
4. No animal, article or product not listed in this Fair Book will be eligible to compete for prizes unless approved by proper officials.
5. For any division listed in this book, if there is a 4-H Class, there may also be an Open Class. See a Fair Superintendent or Fair Board member if you want to enter an exhibit in an open class division not listed, but offered in the 4-H Division.
6. Hodgeman County exhibitors (individual or group, 4-H or Open Class) should avoid using copyrighted materials whenever possible by originating his/her own work. An individual or group should use with caution, a copyrighted and/or trademarked product or service (a brand name, label or product.)
7. All complaints about eligibility of exhibits must be submitted in writing to the Fair Board, before the exhibit is judged. Complaint must be signed by complainer. Complaints received after judging will be taken into consideration when writing next years' fair rules.
8. At the close of the fair, all exhibits must be claimed at once by the exhibitor or by the parties representing the exhibitor. Those in charge will assume no responsibility for exhibits left on the Fairgrounds after 9:00 p.m., Tuesday.
9. All entries must be made in the name of the owner, as registered.
10. **No intoxicating beverages will be permitted to be consumed or possessed in any exhibit or livestock buildings. The Fair Board reserves the right to withhold payment of premiums to violators. Only beer permitted in the area Reserved for the Beer Garden.**
11. Under Kansas Law, there is no liability for an injury to or the death of a participant in domestic animal activities resulting from the inherent risks of domestic animal activities, pursuant to K.S.A. Section 1 through 4 of KSA 60-208. You are assuming the risk by participating in this domestic animal activity. Inherent risk of domestic animal activities include but shall not be limited to:
 - A) The propensity of a domestic animal to behave in ways ex.- running, bucking, biting, kicking, shying, stumbling, rearing, falling or stepping on-that may result in an injury, harm or death to persons on or around them;
 - B) The unpredictability of a domestic animal's reaction to such things as sounds, sudden movement and unfamiliar objects, persons or other animals;
 - C) Certain hazards such as surface and subsurface conditions;
 - D) Collisions with other domestic animals or objects; and
 - E) The potential of a participant to act in a negligent manner that may contribute to injury to the participant or others, such as failing to maintain control over the domestic animal or not acting within such participant's ability.
12. If any damage, loss of property or injuries, caused by reason of neglect or willful act of any persons, firm, corporation, their agents or representatives, servants or employees having license privileges to exhibit on said Fairgrounds or occupying space thereon, the Hodgeman County Fair Association shall not, in any manner, be responsible therefore and, in case it be subjected to any expense or liability all persons causing same or liable therefore, shall indemnify the Hodgeman County Fair Association at Jetmore, Kansas.
13. The management reserves the right to remove from the grounds any exhibit, animal, concession or show that may be falsely entered or may have any sign, banner or advertising matter of any kind which may be deemed unsuitable or objectionable by them without assigning a reason therefore, and if necessary, return money already paid for space or stalls which shall exonerate them from any claim whatsoever on the part of the exhibitor or purchaser.

162: Architectural Block Construction, cont.

16. Artistic designs with no architectural design/components are not permitted and two ribbon placings will be deducted.
17. The exhibitor's name(s) and county or district must be tagged or labeled in a prominent location on the display.
18. **Each exhibit must include an Architectural Block Construction information packet. Entry of just a packet without an accompanying exhibit is not a sufficient exhibit.**
19. **Each exhibitor is required to complete the "4-H STEM Architectural Building Block Construction Engineering Exhibit Information Form" which is available through your local K-State Research and Extension office or at <http://blocks.engtech4ks.com/> . This form must be attached to the outside of a 10" x 13" manila envelope. Do not tie the envelope to the exhibit.**
20. **Each exhibit information packet should include the following items:**
 - a. At least one drawing of the desired architecture on graph paper, multiple views (top, front, side) are preferred.
 - b. 1 to 5 pages of photos showing work on the exhibit, preferably from a beginning state to final or completed state.
 - c. If appropriate operating instructions for mechanical portions of the diorama.

Class

6100 - Jr. Diorama Illustrating-from scratch

6101 - Jr. Diorama Illustrating-from kit

6102 - Sr. Diorama Illustrating-from scratch

6103 - Sr. Diorama Illustrating-from kit

163: Astronomy

1. Read general information.
2. Each exhibitor may enter two exhibits per class. Exhibits must have been completed during the current year.
3. Pre-finished telescopes which require no construction or painting are not acceptable exhibits.
4. Each telescope must also include construction plans (or a photocopy) of the telescope. Place it inside the manila envelope.
5. Two photographs showing telescope construction and operation are required. Photographs should be mounted on one side of an 8 1/2" x 11" page. A brief caption should accompany each photograph. Place photos in the 10"x13" manila envelope. On the outside of the envelope a "4-H Astronomy Exhibit Information Form," which is available at the Extension office or at <http://astronomy.engtech4ks.com/> should be attached .
6. A short summary of when and where the telescope was used must also be in the envelope.
7. For original design telescopes, describe in the summary how it was tested for accuracy.
8. Telescopes designed by the exhibitor must be original, not a modification of an existing kit.
9. Telescopes should not be more than three feet in length. They must be placed on a stationary stand that does not allow the telescope to roll and/or fall over. The stand cannot extend past two feet in length or width.
10. The telescope must be properly assembled and painted with a smooth and uniform finish. Decals, if used, should be attached smooth and tight.
11. Exhibitor's name, county or district, age, and year(s) in project must be tagged or labeled in a prominent location on the telescope stand, educational display, notebook, and/or poster.
12. Astronomy educational posters must be no larger than a 22" x 28" poster board.
13. Astronomy project notebooks must be organized in a 3-ring binder.
14. Educational displays should be creative and showcase something specific you have learned in the astronomy project during the current year. Follow copyright laws, as explained in General Information as you are preparing your exhibit. Site your sources of scientific information on your exhibit, when appropriate.

14. Failure to comply with any rule in this book will result in disqualification of that project per Fair Association Board discretion.
15. Management is not responsible for accidents, fire or theft of exhibits or injuries to persons. **Exhibits will be displayed at the owner's risk.** All exhibitors must sign a release of liability form prior to fair.
16. All 4-H market livestock must have been weighed and identified on the county weigh-in dates.
17. A veterinarian will be present for visual health inspection of livestock. The veterinarian will be instructed as to what they need to be checking for. Example: club lamb fungus, contagious diseases, retained testicles and other signs of illness or surgically/mechanically manipulated features.
18. There will be no re-weighs of livestock.
19. If the care of animals is neglected, the exhibitor will forfeit their privilege to sell that animal.
21. Livestock exhibitors **must be on hand to groom, exhibit & sell their entries.** Exceptions to this rule may be allowed where there is health problems, family funeral or accident, or the club member has two (2) or more entries in a class and then **ONLY IF SHOWN BY ANOTHER HODGEMAN COUNTY 4-H/FFA MEMBER.**
22. Educational exhibits--share with others what you learn in this project. If it is a poster, it must not be larger than 22" x 28". Take care to select durable materials that will withstand Fair conditions. Total display space must be no more than 2.5' deep and 4' wide. No card table exhibits allowed.

Under KS law, there is no liability for an injury to or the death of a participant in domestic animal activities resulting from the inherent risk of domestic animal activities pursuant to Section 1 through 4 of KSA 60-208. You are assuming the risk of participating in this domestic animal activity.

JUDGES'S DECISION WILL BE FINAL!!!

TWO INTERESTING PHOTO CLASSES

OPEN CLASS PEOPLES CHOICE YESTERYEAR PHOTOGRAPHY & OPEN CLASS SMALL PHOTO PHOTOGRAPHY

In Loving Memory of Wanda Watson

Do Not Forget the Public Style Revue on Wednesday, July 15 At 7:00 p.m. North of the Arena.

Consultation judging of 4-H Photos Monday, July 13 10:00 a.m.—noon and 1:00– 3:00 p.m.

161: AG Mechanics Welding, cont.

Class #

- | | |
|--|--|
| 6000 - Jr. Welding display board | 6700 - Sr. Welding display board |
| 6001 - Jr. Welding ag repair | 6701 - Sr. Welding ag repair |
| 6002 - Jr. Welding ag fabrication | 6702 - Sr. Welding ag fabrication |
| 6003 - Jr. Welding general repair | 6703 - Sr. Welding general repair |
| 6004 - Jr. Welding general fabrication | 6704 - Sr. Welding general fabrication |
| 6005 - Jr. Welding artistic fabrication | 6705 - Sr. Welding artistic fabrication |
| 6006 - Jr. Brazing repair | 6706 - Sr. Brazing repair |
| 6007 - Jr. Brazing fabrication | 6707 - Sr. Brazing fabrication |
| 6008 - Jr. Smithing display board | 6708 - Sr. Smithing display board |
| 6009 - Jr. Smithing | 6709 - Sr. Smithing |

162: Building Block Engineering

Description: The project is starting with an emphasis on using architectural blocks (“Legos”) to construct dioramas. This project allows youth to explore architectural design in a three dimensional space. The intent is for this program start with foundational ideas of architecture, some of which youth may already have, and allow youth to continue to build on this knowledge becoming more and more experienced.

1. 4-H members must be currently enrolled in the Kansas 4-H Building Block Engineering project to exhibit in this division.
2. Each exhibitor may enter four exhibits. Exhibits must have been constructed during the current 4-H year. The exhibit must have been selected at the county level for entry at the State Fair. Counties, exhibits need to be ranked at local judging.
3. Total exhibit dimensions may not exceed 2 feet high, by 2 feet wide, by 2 feet deep.
4. **All exhibits should be placed in a sturdy see through enclosure with a top, bottom, and 4 sides. A fish tank would be an acceptable enclosure. This is to keep exhibit parts from being “scattered to parts unknown” at the fair. The outer dimensions of the enclosure are part of the total exhibit dimensions.** .
5. All components used in construction should be dust free, clean, free of chips, scuffs, or cracks
6. The primary building component should be interlocking blocks, commonly referred to by the brand name of Lego®
7. Other architectural components can be integrated into dioramas to illustrate architectural aspects that may be difficult to convey with traditional interlocking blocks
8. The use of existing “store bought” sets for major architectural elements of the display is not allowed, use of figurines from sets is allowed as are using individual bricks to create something different than the architectural component of the set it came from. For example a car hood or front end from a car kit could be used in a “car museum,” just not the entire car.
9. Displays must have significant architectural components (walls, windows, doors, roofs, canopies flying buttresses, etc.), landscapes are discouraged
10. Architectural elements should have a consistent look, walls with no pattern or consistency will be deducted one ribbon placing
11. Gaps or cracks should not be visible between assembled blocks
12. Doors should open and close, windows can be either fixed or open and close.
13. Vehicles that are intended to stay in a single place should be affixed to base plates with sticky tack, hot glue, or other method
14. Reveals that show the inside of a structure are acceptable, such as only having three walls to allow an unobstructed view into a room. .
15. Mechanical enhancements or motion elements that add motion to the diorama are acceptable and encouraged. If used judges should be able to use them and instructions should be provided for operation.

Code of Show Ring Ethics

Exhibitors of animals at livestock shows shall at all times deport themselves with honesty and good sportsmanship. Their conduct in this competitive environment shall always reflect the highest standards of honor and dignity to promote the advancement of agricultural education. This code applies to 4-H as well as open class exhibitors who compete in structured classes of competition. This code applies to all livestock offered in any event at a livestock show. In addition to the "IAFE National Code of Show Ring Ethics," fairs and livestock shows may have rules and regulations, which they impose, on the local, county, state, provincial and national levels. All youth leaders working with junior exhibitors are under an affirmative responsibility to do more than avoid improper conduct or questionable acts. Their moral values must be so certain and positive that those younger and more pliable will be influenced by their fine example. Owners, exhibitors, fitters, trainers and absolutely responsible persons who violate the code of ethics could forfeit premiums, awards and auction proceeds and shall be prohibited from future exhibition in accordance with the rules adopted by the respective fairs and livestock shows. Exhibitors who violate this code of ethics demean the integrity of all livestock exhibitors and should be prohibited from competition at all livestock shows in the United States and Canada. (Adopted from the International Association of Fairs & Expositions, IAFE)

The following is a list of guidelines for all exhibitors and all livestock in competitive events:

1. All exhibitors must present upon request of fair and livestock show officials, proof of ownership, length of ownership and age of all animals entered. Misrepresentation of ownership, age, or any facts relating thereto is prohibited.
2. Owners, exhibitors, fitters, trainers, or absolutely responsible persons shall provide animal health certificates from licensed veterinarians upon request by fair or livestock show officials.
3. All exhibitors under the age of 18 are expected to care for and groom their animals while at fairs or livestock shows.
4. Animals presented to show events where they will enter the food chain may not have volatile drug residues. The act of entering an animal in a livestock show is the giving of Consent by the owner, exhibitor, fitter, trainer and/or absolutely responsible person for show management to obtain any specimens of urine, saliva, blood, or other substances from the animal to be used in testing. Animals not entered in an event which culminates with the animal entering the food chain shall not be administered drugs other than in accordance with applicable federal, state and provincial statutes, regulations and rules. Livestock shall not be exhibited if the drugs administered in accordance with federal, state and provincial statutes, regulations and rules affect the animal's performance or appearance at the event. At any time after an animal arrives on the fair or livestock show premises, all treatments involving the use of drugs and/or medications for the sole purpose of protecting the health of the animal shall be administered by a licensed veterinarian.
5. Any surgical procedure or injection of any foreign substance or drug or the external application of any substance (irritant, counterirritant or similar substance) which could affect the animal's performance or alter its natural contour, confirmation, or appearance, except external applications of substances to the hoofs or horns of animals which affect appearance only and except for surgical procedures performed by a duly licensed veterinarian for the sole purpose of protecting the health of the animal, is prohibited.
6. The use of showing and/or handling practices or devices, such as striking animals to cause swelling, using electrical contrivance, or other similar practices, are not acceptable and are prohibited.
7. Direct criticism or interference with the judge, fair or livestock show management other exhibitors, breed representatives, or show officials before, during, or after the competitive event is prohibited. In the furtherance of their official duty, all judges, fair and livestock show management, or other show officials shall be treated with courtesy, cooperation and respect and no person shall direct abusive or threatening conduct toward them.
8. No owner, exhibitor, fitter, trainer, or absolutely responsible person shall conspire with another person or persons to intentionally violate this code of ethics or knowingly contribute or cooperate with another person or persons either by affirmative action or inaction to violate this code of ethics. Violation of this rule shall subject such individual to disciplinary action.
9. The application of this code of ethics provides for absolute responsibility for an animal's condition by an owner, exhibitor, fitter, trainer, or participant whether or not he or she was actually instrumental in or had actual knowledge of the treatment of the animal in contravention of this code of ethics.
10. The act of entering an animal is the giving of consent by the owner, exhibitor, fitter, trainer, or absolutely responsible person to have disciplinary action taken by the fair or livestock show for violation of this Code of Show Ring Ethics and any other rules of competition of the fair or livestock show without recourse against the fair or livestock show. The act of entering an animal is the giving of consent that any proceedings or disciplinary action taken by the fair or livestock show may be published with the name of the violator or violators in any publication of the International Association of Fairs and Expositions, including Fairs and Expositions and any special notices to members.

15. For exhibits with downward swinging parts, such as tailgates, that could pose a fall/striking/crushing hazard should have a tamper resistant locking mechanism such as a "zip-tie" or a "cotter-key" through a release pin that would prevent the swinging part from being accidentally released and falling on someone.

16. Each exhibit, except for display boards, must include an Ag Mechanics Welding information packet. Entry of just a packet without an accompanying exhibit is not a sufficient exhibit.

17. Each exhibitor is required to complete the "4-H STEM Ag Mechanics Welding Exhibit Information Form" for each exhibit, except for display boards, which is available through your local K-State Research and Extension office or at <http://welding.engtech4ks.com/>. This form must be attached to the outside of a 10" x 13" manila envelope. Do not tie the envelope to the exhibit. All revisions of all forms previously released for the STEM division dated prior to current year are void for use and new forms must be obtained and used that are dated by the State 4-H Office for the current year.

18. Each exhibit information packet should include the following items:

a. Bill of materials for the project with associated costs, scrap items used may be listed as having a \$0.00 cost.

b. 1 to 5 pages of photos showing work on the exhibit, preferably from a beginning state to final or completed state.

c. If appropriate schematics or working drawings relating to the creation or repair, this is not required for display boards.

d. If appropriate operating instructions.

19. Use the following designations after class for additional classes. A) Welding ag repair – repair of ag equipment with welding, B) Welding ag fabrication – creation of new ag equipment with welding, C) Welding general repair – repair of non-ag equipment with welding, D) Welding general fabrication – creation of non-ag equipment with welding, E) Welding artistic fabrication – creation of artistic or interpretive pieces with welding, F) Brazing repair, G) Brazing fabrication, H) Smithing – A design forged with at least **one** formed element (twists or spirals for example) Example: 4000G, or 4002D

AG MECHANICS Score Card

1. Workmanship		3. Practicability	
A. General appearance and finish	10%	A. Labor saving on Farm	10%
B. Quality of workmanship	15%	B. Convenience and usefulness	10%
C. Number of skills	15%	4. Material	
2. Structure and design		A. Economic choice of material	10%
A. Strength and durability	15%	TOTAL	100%
B. Originality	5%		
C. Safety Features	10%		

- The act of entering of an animal in a fair or livestock show is the giving of verification by the owner, exhibitor, fitter, trainer, or absolutely responsible person that he or she has read the IAFE National Code of Show Ring Ethics and understands the consequences of and penalties provided for actions prohibited by the code. It is further consent that any action, which contravenes these rules and is also in violation of federal, state, or provincial statutes, regulations, or rules may be released to appropriate law enforcement authorities with jurisdiction over such infractions.

Animal Care: All owners or persons in charge of property, or livestock, shall care for, guard, protect, and preserve same, as Hodgeman County Fair does not undertake to do so, and it shall not be held responsible for any loss, shrinkage, or damage to said property or livestock or the owners or exhibitors thereof.

Barred Exhibitors: The Hodgeman County Fair Association reserves the right to refuse entry of any exhibitor who has been barred from any other show on the basis of unethical practices.

All Livestock: All market animals and bucket calves must be castrated and be healed and all animals must be free of infectious lesions and congenital defects. All animals must be of suitable health and quality to be exhibited to the public. The Fair Executive Board reserves the right to dismiss any animal from the grounds that does not meet these requirements. Any costs of special tests, or posting of dead animals will be the responsibility of the owners. Any animal which dies on the fairgrounds may have a necropsy performed by the Fair Veterinarian at the owners expense.

Superintendents reserve the right to call for an inspection of an animal or animals by the Fair Veterinarian. Any medication given orally, subcutaneous, or intravenously must be given under the Fair Veterinarian's supervision. Any drenching must also be done under the Fair Veterinarian's approval.

Veterinarian. Any medication given orally, subcutaneous, or intravenously must be given under the Fair Veterinarian's supervision. Any drenching must also be done under the Fair Veterinarian's approval.

RULES GOVERNING ENTRIES AND PREMIUMS

- A superintendent and/or Fair Board member has the authority to immediately disqualify any unruly animal.
- All animals and articles exhibited for premiums must be entered in superintendent's book in the proper department and number mentioned in this fair book.
- No premium awarded unless animal or article is worthy.
- Any animal carrying a disease or suspected of carrying a disease may be refused admittance to the grounds.
- No award made for "Champion" when there are less than three entries in the phase, except when the judge feels the exhibits are of champion quality.
- When there is no competition, articles will be awarded the first prize, second prize, or none subject to the decision of the judge.
- No special prize will be solicited or awarded to entries in any department, unless authorized by the county Fair Board.
- The Board of Directors of the Hodgeman County Fair Association reserves the sole and absolute right to construe its own rules and regulations and to determine arbitrarily all matters of differences in regard thereto.

**John Ewy -
Presenting at 2:00 p.m. on Friday, July 17
At the 4-H Building.
Hodgeman County History Presentation**

ENGINEERING & TECHNOLOGY

161: AG Mechanics Welding

The purpose of the Hodgeman County Fair Ag Mechanics Welding contest is to stimulate interest in Agriculture and other areas. Students enrolled in Agricultural Education, 4-H and FFA Members, other youth and adults engaged in farming or related Agribusiness activities are encouraged to participate in this contest.

- Projects will be judged based on workmanship, quality, welding skills, techniques, finish and the project's ability to function.
- The Hodgeman County Fair, and its members will not be responsible for loss or damage to projects exhibited.
- There is no limit at to the number of projects a chapter or individual may enter.
- Exhibits for this division must be finished during the current year.

Special 4-H Rules

- The 4-H/FFA division is open to any active 4-H/FFA member in Hodgeman County.
- Ribbons will be awarded in Purple, Blue, Red, and White with 1st and 2nd overall receiving Champion and Reserve Champion in both open and 4-H by age division. No award made for Champion or Reserve Champion when there are less than three entries, except when the judge feels the exhibits are of champion quality.
- For the total exhibit dimensions should not exceed 3 feet high, by 3 feet wide, by 3 feet deep. Total exhibit weight may not exceed 150 pounds (movable by a team of 2 people)
- Wheeled exhibits must utilize a breaking mechanism which prevents the exhibit from freely rolling while on display.
- Each exhibit must be free-standing or sufficiently supported by an exhibitor supplied support system that is moveable and is part of the total demission's and weight of the exhibit as described previously.
- Top heavy items should be braced or placed in a stand sufficient to prevent it from toppling over while on display.
- Exhibits may not be bound, affixed, attached to the buildings, except by the superintendent or Extension Staff.
- Repair projects having adequate original finish need not be repainted.
- Cutting surfaces, such as blades or knives, are to have a protective covering over them to prevent injury. The covering should be easily removed and reinstalled for judging. Foam "pool noodles" and multiple layers of cardboard are acceptable.
- Exhibits that include weaponry of any kind will be disqualified. Weaponry is defined as any instrument, possession, or creation, physical and/or electrical that is intended to be used to inflict damage and/or harm to individuals, animal life, and/or property.
- If the exhibit is powered by flammable liquids (gas, propane, kerosene, etc.) the fuel tank and lines should be drained and allowed to dry, to avoid spills and potential fires.
- Electric powered (battery, corded, solar, or alternative energy) should have a primary shutoff or disconnect switch.

13. Exhibitors are responsible for providing sufficient braking or "chocks" for trailer exhibits to ensure that the exhibits do not move once positioned. If using a wheel "chocking" mechanism, the two individual blocks should be connected together as a pair of chocks, so they do not become separated. At least one pair of chocks should be placed on each side of the trailer to prevent movement.

14. For trailer exhibits the tongue of the trailer should have a locking mechanism (e.g. padlock) to prevent the trailer from being moved by unauthorized individuals while being displayed. A key for the locking mechanism should be left with the superintendent and labeled with the exhibitor's name, county, and phone number. 63

FORESTRY, cont.

4621 - Intermediate - Leaf Specimens Only - Exhibit leaves of a minimum of 20 (includes at least 10 new and 10 previously collected in beginning class) different native Kansas trees OR leaf, twig and fruit of 10 (includes 5 previously collected in beginning class) different trees. Can exhibit non-natives in addition to native Kansas trees.

4622 - Advanced Exhibit - leaves of a minimum of 40 (includes at least 20 new and 20 from previous classes) different native Kansas trees, OR leaf, twig and fruit of 20 different. Includes 10 new and 10 from previous classes) different trees. Can exhibit non-native in addition to native Kansas trees.

4623 - How A Tree Grows - Display required project notebook with 10 or more seeds collected with pictures showing germination study or a mounting of a thin section of wood cut from the end of a log or top of stump labeled with information such as kind of wood and age of tree when cut or exhibit an illustration of how a tree grows.

4624 - Tree Appreciation - Entry may include a research or reporting notebook with no more than 10 pages based on the exhibitor's selected tree. This notebook may include sketches, drawings, pictures, a story, or any other things which will help tell about the tree you have selected.

4625 - Sr. Forester-Growing and Protecting Trees - Display requires project notebook telling about project and pictures before, during and after planting seedlings.

4626 - Tree Culture - Display requires project notebook showing your project work including pictures of before, during and after woodlot improvement.

4627 - How Forests Serve Us - Display collected wood samples (all or partial) and a 500 word essay. Wood sample display is to be mounted on poster board or any stiff mounting material no larger than 3' wide x 4' high. Essay should be displayed in a covered binder.

4628 - Forestry Educational or Creative Exhibit, noteboock

4629 - Educational or Creative Exhibit, poster

4630 - Educational or Creative Exhibit, display

4631 - Educational or Creative Exhibit, video

144: GARDEN

1. Number following class description indicates number required for exhibit.
2. Unlimited number of entries per class.
3. It is recommended to put the name and variety of vegetables on entry card.
4. Ribbons will be awarded in Purple, Blue, Red, and White with 1st and 2nd over all receiving Champion and Reserve Champion. There is no age divisions in Gardening.

Class

4300 - Garden Display

4301 - Small vegetable specimen plate (12) Ex: green snap beans, yellow wax beans, other small vegetables.

4302 - Medium vegetable specimen plate (5) Ex: cucumbers, cherry tomatoes, tomatoes, beets, white onions, yellow onions, red onions, bell peppers, other peppers, okra, parsnips, radishes, turnips, sweet potatoes, red potatoes, white or Russet potatoes, carrots, miniature pumpkin, decorative gourds, or other medium vegetables.

4303 - Large vegetable specimen plate (1) Ex: watermelon, summer squash, winter squash, large type pumpkin, eggplant, cabbage, cantaloupe, other large vegetable.

4304 - Fresh Culinary herbs (6) ex: parsley, basil, dill, etc. Six stems (or a comparable quantity) of one variety of fresh herbs must be exhibited in a disposable container of water. Dried herbs are not accepted.

4305 - Small fruits (one half pint box) Ex. Strawberries, blackberries, raspberries, or other similar sized fruits. (if other, please include name of fruit on entry).

4306 - Tree fruits (plate of 5) Ex. apples, pears, peaches, or similar sized fruits.

4307 - Grapes (plate of 2 bunches).

Under KS law, there is no liability for an injury to or the death of a participant in domestic animal activities resulting from the inherent risk of domestic animal activities pursuant to Section 1 through 4 of KSA 60-208. You are assuming the risk of participating in this domestic animal activity.

4-H/FFA GENERAL REGULATIONS

1. Exhibitors and contestants must be bona fide 4-H/FFA members.
2. All exhibits must be the result of exhibitor's current year 4-H club or FFA chapter projects and the product of the exhibitor's effort.
3. All members must accompany their exhibits and provide a suitable means of caring for them at all times during the Fair. Bring own feed, equipment and bedding.
4. No exhibits may be removed until 7:00 p.m. Monday evening, except horses.
5. Each person will be required to show his or her project with the superintendent in charge of his or her department.
6. All livestock must be shown by the exhibitor. In case of two entries in the same class, the exhibitor may have another Hodgeman County 4-H member assist with entry, provided it meets with the approval of the superintendent. Failure to comply with rules will serve as a basis for disqualification. **Another exception is the safety of the youth. Fair Board will make that decision on a case by case basis.**
7. The Hodgeman County Fair Association cannot and will not be responsible for any accidents, so be careful both coming to and going from the Fair.
8. Junior & Senior Class Age Divisions will be made as follows: JR. - 7-12 years; SR. - 13 and older, as of January 1 of current year. **An exception to this is the ages for the Round Robin Showmanship contest and qualifying species. There will be an Intermediate Division (10-13 years old as of Jan. 1 of the current year) and a Senior Division (14 years and older as of Jan. 1 of the current year). Jr.'s (7-9 year olds) will have a showmanship training during the fair.**
9. If the 4-Her cannot be present for consultation judging, the entry will not be judged in the 4-H division. The entry will be judged in open class. Exceptions are at the fair board's discretion.
10. Copyrighted and/or trademarked materials used in displays, demonstrations, posters or other activities will be disqualified if the exhibitor does not request permission to use the copyrighted and/or trademarked materials and will not be displayed or receive ribbons.
11. Any project condoning or promoting the use of alcoholic beverages or illegal drugs will not be accepted for exhibit.

**Hodgeman County Farm
Bureau Paul Wasko
Memorial
Pedal Tractor Pull
& Family Fun Night
Thursday, July 16
7:15 p.m.
Registration 5:00-6:30 p.m.**

**HG CO Fair Association
67th Year Celebration,
Brisket Meal
Provided by the
Hodgeman County
Fair Board
Friday, July 17
5:00 p.m.**

**In Loving Memory of
Kathy & Larry Frusher**

4-H LIVESTOCK

2026 RECOMMENDED REQUIREMENTS FOR KANSAS COUNTY FAIRS GENERAL REQUIREMENTS

- All animals are subject to examination by the exhibition staff or their representatives and shall be free of clinical signs of infectious or contagious disease.
- Animals determined by exhibition staff to have not met listed requirements will not be permitted to exhibit.

1. Certificate Of Veterinary Inspection (Health Certificate)

- o **Kansas Origin Livestock** – Certificate of Veterinary Inspection is not required by Kansas Department of Agriculture – Division of Animal Health (KDA-DAH), but can be required at the discretion of each exhibition event.
- o **Livestock Originating From Other States** – All livestock originating outside of Kansas must meet Kansas import requirements and must have a valid Certificate of Veterinary Inspection.

CATTLE (BEEF, DAIRY) AND BISON

1. All cattle and bison must meet the General Requirements.
2. Cattle determined by exhibition staff to have lesions of ringworm, warts or infested with mange will not be permitted to exhibit.

Cattle Originating From Other States

- o All cattle must have official ID, and ID must be individually listed on the accompanying CVI.
- o All dairy cattle require an import permit.
- o All lactating dairy cattle must have negative HPAI milk test within 7 days of movement, if originated from “Affected” or “Provisional Unaffected States”. The most updated state status map can be found here: <https://www.aphis.usda.gov/livestock-poultry-disease/avian/avian-influenza/hpai-detections/livestock/nmts>

GOATS

1. In addition to the General Requirements, all goats must be:
 - o Identified with a registered tattoo or an official USDA premises ID tag (Scrapie tag.) Goats identified with registration tattoos must have legible tattoos and must have registration papers for these animals available for inspection.
 - o Free of any signs of sore mouth.
 - o Free of clinical signs of active fungal (ringworm) infection.
2. Goats Originating From Other States
 - o All goats must have official ID, and ID must be individually listed on the accompanying CVI.

HORSES

1. All horses must meet the General Requirements.
2. A comprehensive vaccination protocol is recommended, but not required by KDAH.
Kansas Origin Horses – A valid VS Form 10-11 showing evidence of a negative Equine Infectious Anemia (Coggins) test conducted by a state-approved laboratory within 12 months prior to exhibition is REQUIRED by KDA-DAH. Foals six months of age and younger, accompanying their EIA-negative dams, are exempt from EIA test requirements. .
1. **Horses Originating From Other States** must be accompanied by a valid VS Form 10-11 showing evidence of a negative Equine Infectious Anemia (Coggins) test conducted by a state-approved laboratory within 12 months prior to entry into Kansas. Foals six months of age and younger, accompanying their EIA-negative dams, are exempt from EIA test requirements.

141: Crops

4210 - Weed control exhibit—consists of a) Collect, identify, press, mount, and label a minimum of 15 weeds. Try to include their roots, stems, leaves and flowers. Three of the weeds must be noxious weeds preferably found in your home county. A standard 9”x12” scrapbook may be obtained in which to permanently mount your weed specimens. Identify the scrapbook with your name and county on the inside front cover. b) Prepare a list of the weeds mounted, showing common name, scientific name, and where it was found. Place the list in a specially identified section of the scrapbook. c) Collect and identify weed seeds found in crop seeds. Mount them for display purposes. Place them in a specially identified section of the scrapbook. d) Write a story on “How We Control Weeds on Our Farm” if you live on a farm. Other members write “How We Control Weeds at Home”. The story should be about 300 words in length. It must show definite methods used to control weeds. Place the story in a specially identified section of the scrapbook.

142: Flowers

1. In these exhibits the judges shall consider arrangement or appropriateness of containers; however, paper cups for containers should not be used. Exhibits shall be judged by excellence and freshness of blossom, stem and foliage. Unlimited entries in each class will be accepted. *No purchased plants or flowers.*
2. It is recommended to put the name and variety of flowers on entry card.
3. Ribbons will be awarded in Purple, Blue, Red, and White with 1st and 2nd receiving Champion and Reserve Champion. There are no age divisions in Flowers.

Class

- 4308 - Annual Garden Flower, cut single stem**
- 4309 - Perennial Garden Flower, cut single stem**
- 4310 - Fresh Flower Arrangement-not purchased**
- 4311 - Dried flower Arrangement-not purchased**
- 4312 - Horticulture Notebook**
- 4313 - Potted Plants**

143: FORESTRY

1. All exhibits to be mounted on 8 ½ x 11 heavy stock paper and placed in loose leaf binders. (Magnetic or adhesive filler sheets for photographic prints are recommended).
2. Name, club, age and year in project should be on front cover.
3. Divide specimens into the following 2 sections: Native Kansas Forest Trees and Non-native Kansas Forest Trees.
4. For ideas on mounting, see the Forestry Project Member's Guide (4-H 279). Exhibit one complete leaf where possible. Where leaf is too large, exhibit as much of the terminal portions as possible. Sketch in reduced scale the entire leaf and illustrate where the exhibited portion comes from.
5. Leaves should be identified with an appropriate label located near the leaf on the same page. These labels should include the proper common name (as listed in 4-H Bulletin 334, "List of Native **Kansas Trees**"), **location (city and/or county where collected), and date (day, month, year) collected.**
6. Displays shall be the standard 3’ by 4’ tri-fold board.

Special 4-H Rules

1. Exhibit only in phase(s) enrolled.
2. Ribbons will be awarded in Purple, Blue, Red, and White with 1st and 2nd receiving Champion and Reserve Champion in both open and 4-H. There is no age division in Forestry.

Class

4620 - Junior Forester - Knowing Trees as Individuals. Beginning - Exhibit leaves of 10 different native Kansas trees, OR leaf, twig and fruit of five different trees. Can exhibit non-natives in addition to native Kansas trees category.

CROPS, HORTICULTURE & LANDSCAPE DESIGN

141: Crops

1. Products exhibited must have been grown in the current year. (except sorghum which can be previous year's crop)
2. Effort should be made to select as mature entries as possible.
3. Cut sorghum stem 1/3 the length of the heads.
4. NOTE: All classes calling for a gallon sample: Wheat, oats, barley, and alfalfa may have a 2-1/2 to 3 inch diameter styrofoam cylinder or Pringle potato chip can placed in the gallon container to reduce the amount of grain to about three quarts.
5. Ribbons will be awarded in Purple, Blue, Red, and White with 1st and 2nd receiving Champion and Reserve Champion in both open and 4-H by age division.

Class

- 4180 - Edible Field Beans to consist of one gallon sample seed. Variety must be named.
4181 - Barley exhibit to consist of one gallon sample. Variety must be named.
4182 - Brome Grass exhibit to consist of one gallon sample of seed.
4183 - Canola, exhibit to consist of one gallon sample of seed
4184 - Corn White, 10 ears, (Variety or hybrid must be named)
4185 - Corn Yellow, 10 ears, (Variety or hybrid must be named)
4186 - Edible Field Beans exhibit to consist of one gallon sample of seed, last year or current year.
4187 - Grain Sorghum, hybrid, 10 heads, (Hybrid must be named)
4188 - Oats exhibit to consist of one gallon sample. Variety must be named.
4189 - Other Tame Grasses exhibit to consist of one gallon sample of seed.
4190 - Sorghum exhibit to consist of one gallon sample of seed (previous years crop).
4191 - Soybeans exhibit to consist of one gallon sample of seed from last year or current years crop. Variety must be named.
4192 - Confectionery Sunflower, 3 heads
4193 - Sunflower-confectionery exhibit to consist of one gallon sample of seed, last year crop.
4194 - Oil Sunflower, 3 heads
4195 - Sunflower-oil exhibit to consist of one gallon sample of seed, last year crop.
4196 - Triticale, exhibit to consist of one gallon sample of seed.
4197 - Winter wheat, Hard Red, variety or hybrid must be named, exhibit to consist of one gallon sample.
4198 - Winter wheat, Hard White, variety or hybrid must be named, exhibit to consist of one gallon sample.
4199 - Hybrid forage sorghum, 5" bundle whole plant-no roots. (Hybrid must be named.)
4200 - Other forage sorghum, 5" bundle whole plant-no roots. (Hybrid must be named.)
4201 - Alfalfa exhibit to consist of one flake or slice from a rectangular bale, or a 10-inch section cut from a round bale. The flake or slice should be approximately 6 inches in thickness and tied in two directions. Variety must be named.
4202 - Native Grass Hay- Ten inch flake or slice. Six inches thick and tied in two directions. Variety must be named.
4203 - Edible Field Beans bundle of 5 live plants grown in current year.
4204 - Soybeans bundle of live plants grown in current year.
4205 - Forage Corn, 5 entire plants without roots, (Hybrid must be named)
4206 - Other Forage Crops, Ten inch flake or slice. Six inches thick and tied in two directions. Crop must be named.
4207 - Misc. Crops-gallon seeds or 10 heads.
4208 - Cotton Bolls—10 open bolls (not plants)
4209 - Corn - Exhibit to consist of one gallon sample. Variety must be named.

POULTRY

1. All poultry must meet the General Requirements.
2. Kansas Origin Poultry -
 - o Kansas continues its designation as a Pullorum-Typhoid (P-T) Clean state.
 - o All poultry (except waterfowl) are required to show proof of being P-T clean by one of the following:
 - Originate from a certified U.S. Pullorum-Typhoid clean flock
 - Test negative at check-in of the county fair when the county has been designated by KDA-DAH for surveillance. Routine surveillance testing will be performed for each county fair a minimum of once every 5 years.
3. **Poultry Originating From Other States** – All poultry entering Kansas, except waterfowl, must show proof that they are pullorum – typhoid clean by one of the following methods:
 - Originate from a certified U.S. Pullorum-Typhoid clean flock
 - Test negative on a P-T test within 90 days of exhibitiono Additionally, out-of-state poultry must have a "Permit to Ship Poultry or Hatching Eggs" issued by the KDA-DAH within the previous year or a permit number issued by the KDA-DAH office within the previous 15 days.

RABBITS

1. All rabbits must meet the General Requirements.
2. **Rabbits Originating from other States** - All rabbits originating outside of Kansas must meet Kansas import requirements and must have a valid Certificate of Veterinary Inspection.

SHEEP

1. In addition to the General Requirements, all sheep must be:
 - o Identified with a registered tattoo or an official USDA premises ID tag (Scrapie tag.)
 - o Free of any signs of sore mouth.
 - o Free of clinical signs of active fungal (ringworm) infection, including club lamb fungus.
 - Sheep Originating From Other States o All sheep must have official ID, and ID must be individually listed on the accompanying CVI.

SWINE

1. All swine must meet the General Requirements.
2. **Swine Originating From Other States** must also meet one of the following:
 - o All swine must have official ID, and ID must be individually listed on the accompanying CVI.
 - o All swine must obtain an import permit number prior to movement into Kansas.

GENERAL HEALTH REQUIREMENTS

1. There will be a veterinarian present to certify the health of all incoming animals. They must be inspected before they are unloaded. If animals are brought in the night before, all animals, except steers, must be accompanied by an official certificate of veterinary inspection issued within 30 days of exhibit and must be available, upon request, to the officials of the Animal Health Department.
2. All animals, including steers, need to be individually identified by a tattoo, metal ear tag, registration number, or breed association ear notch for swine. This includes bull bucket calves and heifer bucket calves. Steer bucket calves are excluded. Market animals must be identified with a 4-H Tag.
3. Animals with active lesions of ringworm, multiple warts visible without close examination, or infested with mange, as determined by officials of the Kansas Animal Health Department, will not be permitted to exhibit.
4. All tests must be conducted in a state-approved laboratory.
5. Livestock members must exhibit their own animals.

Exceptions: if member has two or more entries in a class, then another Hodgeman County 4-Her can help. **Other exceptions** include sickness, injury, or death in family.

LIVESTOCK

4-H SPECIAL RULES

1. Exhibits must be shown by Hodgeman County 4-H/FFA members. Club/Chapter member may exhibit no more than two animals in any one phase. For example, if a member was properly enrolled in the projects, he could exhibit 2 market steers, 2 purebred beef heifers, 2 market barrows, 2 market lambs, 2 ewe lambs, 2 market goats. The only exception is in the litter class of swine. Only 2 animals per 4-Her may be sold in the 4-H Market Sale, with no more than 2 head in each species division.
2. **There will be no re-weighs for any market animal!!!**
3. No intact males can be shown in market classes.
4. Light-weight animals not making minimum sale weight are not eligible for the Final Grand Drive during the live show. Ineligible animal examples: Hogs under 220 lbs, lambs under 100 lbs, market goats under 60 lbs, market beef under 1,000 lbs are not eligible for the grand drive.

FAIR ANIMAL PREMIUM FUND

1. Only market animals meeting the current minimum show weight requirements are eligible to participate in the Premium Fund.
2. Premium Fund proceeds will be distributed among eligible exhibitors based on the following point system:
 - o Beef = 10 points
 - o Swine = 6 points
 - o Sheep = 4 points
 - o Goat = 4 points
 - o Meat Chickens = 1 point
 - o Meat Rabbits = 1 point
 - o Each eligible animal will receive a share of the Premium Fund distribution based on the point value assigned to its species.
 - o Each exhibitor may participate with up to two small market animals or one beef animal and one small market animal.
 - o Exhibitors are responsible for securing buyers for butcher animals and collecting payment directly from those buyers.
 - o Add-on contributions for eligible animals may be processed through the Fair Board as donations. Checks should be made payable to the **Hodgeman County Premium Fund** and include instructions indicating which exhibitor(s) or animal(s) the add-on should be applied to.
 - o Add-on contributions may be submitted prior to or during the Fair.
 - o Exhibitors are responsible for transporting or arranging transportation for any animal sold through the Premium Fund. Responsibility for the animal remains with the exhibitor until it has been delivered to its designated destination.

**Hogs, Sheep,
& Goats
Judged
Thursday, July 16
8:30 a.m.**

**4-H/FFA Members
swim free at the pool
Friday, July 17 - 1:00 5:00 p.m.
Saturday, July 18 - 3:00 5:00 p.m.**

140: Photography, continued

22. Photos with live subject(s) on railroad right away or taken from railroad right away property will not be displayed in KS 4-H Photography.
23. Copyright protections must be observed.

NOTE: 4-H Photography entries will be conference judged. Exhibitors will be notified of their conference time.

Class

4900 - Color photos-3 years or less in the project

4901 - Color photos-4 to 7 years in the project

4902 - Color photos-8 or more years in the project

4903 - B&W photos-3 years or less

4904 - B&W photos-4 to 7 years

4905 - B&W photos-8 or more years

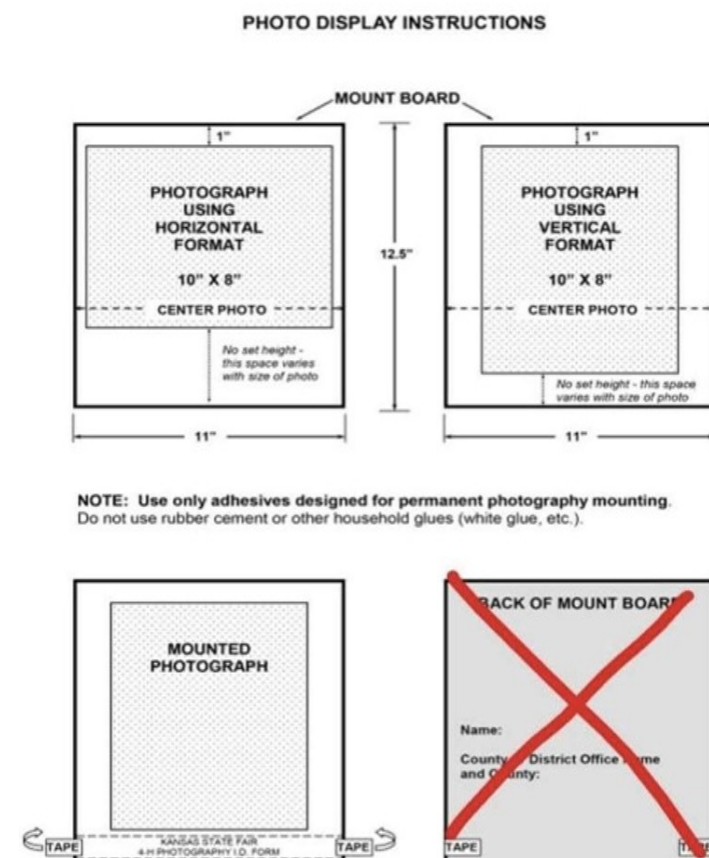
4906 - Digital Composite Image

4907 - Growth Portfolio -

1. Member is eligible for this class beginning with the third year of enrollment in the 4-H photography project.
 2. Exhibit will consist of one photo for each year of enrollment. Each photo must have been created in a different year and must be labeled with the year taken/project enrollment year. A maximum of 5 photos may be included if the member has 5 or more years of enrollment. Photos are not required to be in a consecutive order. For example, a nine-year-old with three years enrollment in photography is eligible to enter a growth portfolio. The portfolio in this example should have one photo from the seven-year-olds year, one photo from the eight-year-olds year, and one photo from the nine-year-olds year. The growth portfolio class may start at any time in the member's photography career. For an older member, the growth portfolio would represent any five years in the project, for example, years 1,3,5,7 and 9 for a member having project enrollment totaling 9 years.
 3. Photos must be 8" x 10" and may be color or black and white and must be mounted.
 4. An information sheet must accompany each photo giving brand and model of camera used to create the photo. The settings for focal length, aperture, mode and shutter speed must also be listed.
 5. Skill set used to create the photo must be given and explained. Main goal for each year should be listed.
 6. Beginning with photo 2, member description of GROWTH in project skill must be included on information sheet.
 7. Exhibit will consist of photos arranged in chronological order of enrollment, information sheet on each photo, and all information listed in #6 and #7. A portfolio book will be required to exhibit.
- 4908 - Career Portfolio -**
1. Member must have been enrolled in Photography for 5 (five) or more years OR member must be age 15 -19 and been enrolled in photography for at least two (2) years.
 2. Exhibit will consist of ten (10) 8 x 10 photos showing skill development in one of the following photography areas: Portraiture, Special Effects (not done with computer), Landscape, Photo Journalism, Black and White, Nature/Wildlife or Graphic Design (computer skills with photos). Photos may have been created over multiple project years.
 3. Photos may be color except if Black and White option is chosen and must be unmounted.
 4. An information sheet must accompany each photo giving brand and model of camera used to create the photo. The settings for focal length, aperture, mode and shutter speed must also be listed.
 5. A one-page summary should accompany the portfolio listing the goal for pursuing this area of photography and what skills were learned while doing so. Mentors should be acknowledged. Career exploration can also be described.
 6. Exhibit will be presented in a notebook designed for portfolio review with pages for required information from #4 and #5.

9. Exhibitor's name, address, phone number, photo class on entry tag.
10. **All black and white prints will be judged together in each class. All color prints will be judged together in each class, including,**
11. Improperly mounted photos will be awarded a ribbon one placing lower than the placing determined by the official judges.
12. Each entry will be placed in a photo bag to at the fair to protect the photo during transportation, handling and display. Each entry must have a completed entry tag inside the plastic bag.
14. Exhibitors are required to submit small original photos for items entered in special effects classes. Place the original photo (4" x 6" or smaller) in an envelope, tape the sides and bottom to the back side of the mount board with the flap opening out.
15. Photographs taken with a digital camera and having no more adjustments than exposure, color intensity or correction, red eye removal, cropping, dodging and burning should be entered in the standard classes.
17. Black and white class is for black and white prints only. Monochromatic prints, including sepia prints are considered color photos and must be entered in the appropriate color photo class.
18. Computer manipulated photos may include multiple prints on the board showing the changes made. **Please note: AI (artificial intelligence) modified images are not allowed.**
19. All videos are to be original and result of the member's current year's work, be no longer than five (5) minutes and comply with copyright regulations.
20. **Ribbons will be awarded in Purple, Blue, Red, and White with 1st and 2nd in each BW & Color division receiving Champion and Reserve Champion according to age division. There will be one overall Grand Champion & Reserve Grand Champion combining both ages.**
21. Appropriate photo subject matter: Photographic subject matter is expected to followed 4-H Standards. If it is not allowable at a 4-H event, it is not allowable in a 4-H photograph at the Fair including photos of alcohol beverages or advertisement or photos taken on Railroad tracks or property. Also, copyright protection must be observed.

Kansas State Fair Rule Change!



ANIMALS

BEEF CATTLE

100: Beef Scan Show

1. Animals will be judged based on live scan.
2. Date of scan judging will be announced in the future.

Class #:

2120 - Beef Scan

101: Beef Showmanship

Class #:

2131 - Jr. Beef Showmanship

2132 - Inter. Beef Showmanship

2139 - Sr. Beef Showmanship

102: Breeding Beef

Ribbons will be Blue, Red or White with the two top animals in each class will show for Champion and Reserve Champion Heifer or the Champion and Reserve Champion Cow.

Class #

2126 - Weanling Heifer - calved this year

2127 - Senior and Winter heifer calves - calved between September 1 and December 31 of previous year.

2128 - Summer yearling heifer calves - calved between May 1 and August 31 of previous year.

2129 - Junior and Spring yearling heifers - calved between January 1 and April 30 of previous year.

2130 - Cow and Calf

2131 - Miniature Heifers

2132 - Miniature Cow and Calf

103: Market Beef

1. Animal must be born after Jan. 1 of the preceding year.
2. Classes of Market steers & market heifers will be divided by weight.
3. The superintendent must furnish each exhibitor with a statement of the weight of each animal at the time of unloading.
4. Ribbons will be Blue, Red or White with the two top animals in each class-Champion and Reserve Champion. Each exhibitor may exhibit two beef animals in the scan show. The live weight of the animal must be at least 1,000 pounds. Animals less than this may be shown but not go through the Premium Fund. Classes will be determined after weighing when entered at the fair. Beef under 1,000 lbs are not eligible for the grand drive.
4. Miniature Market Beef must way 700# to be included in the sale. Animals less than this may be shown but not go through the Premium Fund. Classes will be determined after weighing when entered at the fair. Beef under 700 lbs are not eligible for the Miniature grand drive.
5. All miniature beef breeds will show together and female hip height must not exceed 45" while steers must not exceed 48".
6. Market Beef must be weighed and tagged at an official weigh-in (date to be determined by the fair board before fair) to be eligible to show at the Hodgeman County Fair.
7. **There will not be any re-weighs for any market animals.**

Class #

2004 - Market Beef

2005 - Miniature Market Beef

107: Bucket Calf

First Year Bucket Calf

1. Calf must be tied at night.
2. Quality of calf will not be a factor in judging.

4-H Special Rules

1. A 4-Her cannot show a first year bucket calf if they have been enrolled in & completed the market steer project in a previous year. Enrollment in & completion of the second year bucket calf project does not disqualify a 4-Her from the first year bucket calf project. Age 12 is the determining factor.
2. Judging and placing will be based on:
 - a) How exhibitor answers questions asked by judge
 - b) Fitting of animal
 - c) Showmanship
3. Ribbons will be Blue, Red or White with the two top youth Champion and Reserve Champion in each age group but no grand champion.

Class

2134 - For youth age 7-9. May be a beef, dairy, or any cross breed which has been cared for at least 45 days prior to the first day of the current Hodgeman County Fair.

2135 - For youth age 10-12. May be a beef, dairy, or any cross breed which has been cared for at least 45 days prior to the first day of the current Hodgeman County Fair.

Second Year Bucket Calf

1. Must have shown male or heifer calf at previous year's fair (4-H or open class) to sell in Market steer sale. Male calves must be steered for 2nd year class. Heifers must meet health requirements.
2. Calves must have been born after January 1 of previous year. May only show calf in 2nd year division or Market Beef or Breeding Heifer, not more than one division.
3. Exhibitors must be 7 to 12 years of age as of Jan. 1. If a 12 year old shows a 1st year bucket calf, they may enter the 2nd year calf project with that same calf the following year even though they will exceed the 12 year old age limit that year. That 4-Her will then no longer be eligible for the bucket calf project.
4. 2nd year steer calf must participate in county steer weigh-in.
5. 2nd year calves will be judged 50% on knowledge of the 4-H'er pertaining to their calf & 50% on the quality of the animal.
6. 2nd year bucket calf showman are eligible for the Beef Champion Showmanship.
7. 2nd year calf must meet minimum sale weight of 1,000 pounds to sell in livestock sale.
8. Class Champion & Reserve 2nd year bucket calf will be awarded. **These calves will NOT be allowed to compete in the overall Grand and Reserve Market or Breeding Division.**

105: Market Bucket Calf

Class

2136 - 2nd Year calf - Market Steer or Market Heifer

106: Breeding Bucket Calf

Class

2137 - 2nd Year calf - Breeding Heifer

2138 - 2nd Year Dairy Heifer

**4-H'ers Serving
Pulled Pork Supper
Thursday, July 16
5:00 p.m.**

**United Wireless &
Friends of 4-H Brisket Supper
Friday, July 17
5:00 p.m.**

Shooting Sports, cont.

1245 Practice Game or Activity - (SF255) - Invent or adapt an activity to practice or teach a project skill. Include pictures of youth playing the game, testimonials of 4-H members who played the game, what skill is being worked on, and directions for the game. Explain how you came up with the game or adapted it to fit the needs of your group members.

PHOTOGRAPHY

140: Photography

1. Black & white and color photographs may be exhibited. Exhibitor may enter unlimited photos per class.
3. Photographs entered must be the result of the current year's work by the exhibitor.
4. **Photos are to be mounted across the narrow (11") dimension of an 11" x 12.5" sheet of white studio mount.**
5. All photos must be no larger than 8" x 10" and no smaller than 7" x 9", after trimming.
6. Photos must be mounted with the top edge of the print 1 inch down from the top and centered on the board. The sides of the print must be equal distance from the two sides of the mount.
7. A permanent mount must be made by using photographic adhesive mounting. Use only adhesives designed for permanent photography mounting. Do not use double stick tape, rubber cement or other household glues. These products cause buckling, stains or lumps in photo surfaces. Frames and glass are prohibited.
8. No lettering is permitted on the front of the mount or on the photo, only on the form provided. No underlays or borders are to be used. No contact prints on front of mount.
9. Following from 2026 KS State Fair Book. Another explanation on next page.

Kansas 4-H Photography ID Strip

Cut on dashed lines only. Use the full 11 inches of page, edge to edge

T A P E	Special Awards	Ribbon Placing	Name: _____ District, County: _____ Class #: _____ Years in photography project: _____	Type of camera used: <input type="checkbox"/> Compact <input type="checkbox"/> Advanced Compact <input type="checkbox"/> SLR <input type="checkbox"/> Mirrorless <input type="checkbox"/> Phone <input type="checkbox"/> Tablet <input type="checkbox"/> Go Pro <input type="checkbox"/> Drone	T A P E
Place State Fair Photography Entry Label here					

PHOTO MOUNTING INSTRUCTIONS:

Photography entries must be mounted according to these rules.

1. Studio photo mount board must be used.
2. Studio photo mount board may be purchased at your local extension office or KSRE bookstore, Manhattan, Ks.
3. Use the Photo Display Instructions as a guide for correct photo and ID Strip placement.
4. Photo mount size is 11" wide by 12 1/2" in length. (see below)
5. Photo mount is always orientated with 11" side as the top of mount.
6. Mount each photo 1" down from the top (both horizontal and vertical orientation) of the mount board and equal distance from each side.
7. Correct mounting adhesive must be used. Use only adhesives designed for permanent photography mounting. Do not use rubber cement, white glue, double stick tape or other household adhesives.
8. Fill out and attach I.D. Strip on bottom 1" of photo mount.
9. Place mounted photo in clear photography bag. These may be purchased at your local extension office or the KSRE Bookstore, Manhattan, Ks.
10. DO NOT seal photography bag until judging is completed.
11. Photos improperly mounted will be lowered one ribbon placing.

COUNTY FAIR ID LABEL:

1. Fill out ID Strip. Cut on dashed lines only, do not trim edges.
2. Attach to bottom edge of photo mount board with clear tape by folding tape around each edge onto back of mount.
3. DO NOT stick tape to front of mount board, only ID Strip.
4. Print your Name, District name and county in the district. If you are not in a district, print county name only.
5. Use class numbers from your local fair book.
6. List number of years 4-H member has been enrolled in the photography project.
7. Check type of camera used then check FILM or DIGITAL.

STATE FAIR ID LABEL:

1. Once your local extension office enters your photo, the State 4-H Office will print a **State Fair Photography Entry Label** for each photo entered and mail to the extension office.
2. Place the **State Fair Photography Entry Label (sticker)** over the center section of the ID Strip.
3. Make sure Photo Release Form is filled out, signed and placed behind the photo in the plastic bag.
4. Place photo in clear photography bag but DO NOT SEAL BAG
5. Clear bag will be sealed once judging takes place.



125: Food Preservation, continued

	Class	
	Jr.	Sr.
Sweet Spreads (Fruit and/or Vegetables), Syrups; One jar	3710	4000
Fruits, Juices, Fruit mixtures (Salsa, Pie Filling, etc.); One jar	3711	4001
Low Acid Vegetables (green beans, corn, etc or vegetable mixtures.); One jar	3712	4002
Pickles (Fruit or Vegetable), Fermented Foods and Relishes and Chutney; One jar	3713	4003
Tomato/Tomato Products, Tomato Juice and Tomato Salsas; (Salsa in pints only, no quarts); One jar	3714	4004
Canned Meats; One jar	3715	4005
Dried Foods: One Small Jar	3716	4006
OTHER		

115: Exploring 4-H

First or second year member, may enter any exhibit completed from the current year's Exploring 4-H project. May enter unlimited exhibits in this class. **Also** may exhibit in other classes providing requirements are met.

Class

1205 - Any Exhibit from Current Year Project

133: 4-H Home Improvement (INTERIOR DESIGN & ARCHITECTURE)

1. Only articles to be judged may be included in the exhibit.
2. A single article cannot be exhibited as part of a group exhibit and also as a single exhibit.
3. Each article should have your name and address on it.
4. A notebook containing a story or plan of the room selected, the long-time plan for improvement of the room, improvements made this year, how they were made, and the cost of articles you have purchased or made should be included with the group exhibit.
5. Ribbons will be Purple, Blue, Red or White depending on quality of entry.
6. An overall Grand and Reserve Champion will be awarded in both JR. & SR. divisions.

Class

1230 - Jr. Single Exhibit

1235 - Sr. Single Exhibit

1231 - Jr. Design Board

1236 - Sr. Design Board

1232 - Jr. Notebook

1237 - Sr. Notebook

1233 - Jr. Poster

1238 - Sr. Poster

STATE FAIR CLASSES ARE DIFFERENT THAN LOCAL CLASSES!!

178: Shooting Sports

1240 - Educational Display- Must be directly related to the 4-H Shooting Sports Project (standard tri-fold boards only, no larger than 3'x4').

1241 - Promotional Poster- Must promote 4-H Shooting Sports

1242 - Notebook

1243 Shooting Aid or Accessory - (SF253) - Any item the 4-Her makes which helps the shooter/hunter better perform their sport, examples: rifle sling, kneeling roll, arm guard, shotgun vest, target boxes, shooting stick, etc. Include your design, or plans you adapted, what the item is and used for.

1244 Storage Case - (SF254) - Any item the 4-Her makes with the purpose to safely hold a firearm, bow, ammunition, and/or arrows. Examples: soft sided shotgun case, quivers, firearm safe, include your design, or plans you adapted. Explain how the storage case is used.

110: Dairy Cattle

Ribbons will be Blue, Red or White with the two top animals in each class will show for Champion and Reserve Champion.

Class

2142 - Weanling Dairy heifer calf - calved this year

2143 - Senior and Winter heifer calves - calved between September 1 and December 31 of previous year.

2144 - Summer yearling heifer calves - calved between May 1 and August 31 of previous year.

2145 - Junior and Spring yearling heifers - calved between January 1 and April 30 of previous year.

2146 - Dairy Cow and calf

111: Dairy Showmanship

2244 - Jr. Dairy Showmanship

2245 - Sr. Dairy Showmanship

Goats

1. Must meet general information.
2. All market goats must have been dropped during the current year.
3. All market goats must have been weighed and tagged in the exhibitors name at a county weigh-in date and be identified with an official USDA premise ID tag.
4. Exhibitor is limited to 2 meat goats, 2 does in the meat goats division and 2 does in the dairy goat division.
5. Market meat goats will be judged by weight classes only. Classes will be determined after weighing when entered at the fair. Goats under 60 lbs are not eligible for the grand drive.
6. There will not be any re-weighs on market animal.
7. Market meat goats must meet minimum weight of 60 lbs to be sold in fair sale.
8. Exhibitors will not lift front legs of goats off the ground during judges examination.
9. All goats are required to have horns tipped (not less than the diameter of a dime at the end). No sharp points allowed. No tipping of the horns on the fairgrounds.
10. Meat goats are to be shown with a collar, lead, chain, halter or hand under the jaw. Dairy goats should be shown with a chain collar. (Do not carry brushes or combs in back pockets)
11. Meat goat judges will consider:
 - Preparation of animals for show-
 - a. condition of feet
 - b. washing and cleanliness
 - Showing of animal and exhibitor appearance-
 - a. control of animal by exhibitor
 - b. poise and collectiveness
 - c. skill of showing
 - d. ability to stand, move or show the animal as requested by judge.

128: Dairy Goat

Class

2149 - Juvenile Dairy Doe, birth to under 8 months

2150 - Junior Dairy Doe, 8 months to 12 months, not in milk or previously freshened

2151 - Yearling Dairy Doe, 12 months to under 24 months, not in milk or previously freshened

2152 - Senior Dairy Doe, up to 24 months, in milk or previously freshened

2153 - Senior Dairy Doe, 24 months & older, in milk or previously freshened

129: Goat Showmanship

Class #

2170 - Jr. Goat Showmanship

2171 - Inter. Goat Showmanship

2172 - Sr. Goat Showmanship

130: Market Meat Goats

Class #

2156 - Market Meat Goat

131: Meat Breeding Goats

Class #

2165 - Juvenile Meat Goat Doe, birth to under 8 months

2166 - Junior Meat Goat Doe, 8 months to under 12 months, not in milk or previously freshened

2167 - Yearling Meat Goat Doe, 12 months to under 24 months, not in milk or previously freshened

2168 - Senior Meat Goat Doe, 24 months to under 36 months, not in milk or previously freshened

2169 - Senior Meat Goat Doe, 36 months & older, in milk or previously freshened

132: Meat Goats Scan

Class #

2162 - Market Meat Goat Scan

134: HORSE

SPECIAL RULES

1. All horses are shown at owner's risk.
2. The age of the horse is determined as of Jan. 1, in the year the horse is born.
3. The performance class will be judged under saddle; rider will perform as instructed by the judge.
4. Two year olds may be shown in both halter and performance classes.
5. Horses will not be stabled at the Fair.
6. Exhibitors are limited to only one entry in each performance class.

Special 4-H Rules

1. To be eligible for State Fair performance and showmanship classes, a 4-H'er must receive a blue or purple ribbon at the District 4-H Horse Show.
2. Show will use the Handbook for Kansas 4-H Horse Show and Events for the various patterns in the performance classes.
3. Exhibitors must be enrolled in the 4-H Horse Project.
4. Grand Champion and Reserve Grand Champion ribbons will be presented to the high point contestant and 2nd high point contestant in both the Junior and Senior Age Divisions Grand Champion ribbon.
5. Only contestants entering Showmanship will be eligible for the Performance
6. The first 3 places in the Performance classes (Horsemanship, Western Pleasure, Reining, Trail) will be ranked to receive points towards the Performance Grand Champion and Reserve Grand Champion: 1st - 3 pts., 2nd - 2 pts., 3rd - 1 pt. To be eligible for Performance Grand Champion, the 4-H'er must also enter in Showmanship class and must participate in the regular Western Pleasure and Horsemanship
7. Ties for the Performance Grand Champion and Reserve Grand Champion ribbons will be broken by:
 - a) total number of champion and reserve champion rankings;
 - b) if still tied, highest total number of champion rankings, and
 - c) if still tied, co-winners will be declared.
8. Stallions may be shown only in the weanling class.
9. Each person is asked to complete a pre-entry form.
10. In case of inclement weather, performance events will not be re-scheduled.
11. There will be time limits imposed on certain performance classes.
12. ** Walk Trot Classes, **Rider cannot show in any class that requires a lope or canter.** Not eligible for Champion and Reserve Champion ribbon. Exhibitors in these classes will NOT be eligible for Performance Grand Champion and Reserve Grand Champion in each age division.

10. If dried food product is not in a canning jar, it will be lowered one ribbon rating. Suggested amount: 1/3 – 1/2 cup, or three or four pieces per exhibit. **Dried products must include the recipe, preparation steps and heating instructions.**
11. All meat jerky must be heated to an internal temperature of 160 degrees F before or after drying. This is not the drying temperature! Dried products must include the recipe, preparation steps and heating instructions. Jerky not heated to an internal temperature of 160 degrees F will be disqualified and not be judged. Heating information can be found in "Dry meat Safely at Home" www.ksre.ksu.edu/bookstore/pubs/MF3173.pdf Each exhibit must have the complete recipe and instructions attached with the entry card, or it will be lowered one ribbon placing. Recipe must include exhibitor name, recipe source, date of publication and altitude of residence.
12. There are no limits to the number of entries you may have.
13. Jars will be judged on appearance and proper canning method used for preserving the product.
14. Each exhibitor must exhibit one jars of the product. Jars must be left for exhibit until check-out.
15. Ribbons will be awarded in Purple, Blue, Red, and White with 1st and 2nd in each class in each age division receiving Champion and Reserve Champion. Grand and Reserve Grand Champions will be given out for the best in each age division.



4-H
LICENSE TAG
FOR
STATE OF
KANSAS

**Hodgeman County
Fair Board serving
Biscuits & Gravy
Saturday, July 18
7:30 - 9:00 a.m.**

125: Food Preservation

1. Read General Information
2. All exhibits must be preserved within the last 12 months.
3. Recipes and processing methods from the sources below are recommended. Recipes must be from 1995- Present AND MUST BE ADJUSTED FOR ALTITUDE based on your processing location, or it will be disqualified. Processing methods that will be disqualified include: open kettle- canning, over canning, sun canning and using electric multi-cookers.
If using the Presto Precise ® Digital Pressure Canner, please indicate the appliance is used for either water bath or pressure canning. For more information on electric multi-cookers, see http://nchfp.uga.edu/publications/nchfp/factsheets/electric_cookers.html. Untested recipes will be disqualified for food safety reasons. Tested recipe resources include; **a.** K-State Research and Extension Food Preservation publications, **b.** Other University Extension Food Preservation publications, **c.** USDA Complete Guide to Home Canning, **d.** So Easy to Preserve, 6th edition, The University of Georgia Cooperative Extension Service, **e.** Ball Blue Book Guide to Preserving, **f.** Ball Complete Book of Home Preserving, **g.** All New Ball Book of Canning and Preserving, **h.** Canning mixes (i.e. Mrs. Wage’s, Ball), **i.** Pectin manufacturers (i.e. SureJell, Ball), **j.** KSRE Rapid Response Center Preservation Recipes, <https://www.rrc.k-state.edu/preservation/recipes.html> **k.** National Center for Home Food Preservation, <https://nchfp.uga.edu/#gsc.tab=0> **l.** Ball® and Kerr, <https://www.ballmasonjars.com/>
4. Refer to following K-State Research and Extension publications for more information: **a.** 4H712, Food Safety Recommendations for Food Preservation Exhibits (<http://www.ksre.ksu.edu/bookstore/pubs/4H712.pdf>), **b.** MF3170 “10 Tips for Safe Home-Canned Food” (<http://www.ksre.ksu.edu/bookstore/pubs/MF3170.pdf>), **c.** MF3171 “Sassy Safe Salsa at Home” (<http://www.ksre.ksu.edu/bookstore/pubs/MF3171.pdf>), **d.** MF3172 “What’s Your Elevation?” (<http://www.ksre.ksu.edu/bookstore/pubs/MF3172.pdf>), **e.** MF3241 “How to Guide to Water Bath Canning and Steam Canning” (<http://www.bookstore.ksre.ksu.edu/pubs/MF3241.pdf>), **f.** MF3242 “How to Guide to Pressure Canning” (<http://www.bookstore.ksre.ksu.edu/pubs/MF3242.pdf>)
5. Alcohol is not allowed as an ingredient in food preservation entries. Entries with alcohol in the recipe will be disqualified and not be judged.
6. Each exhibit must have the complete recipe and instructions attached with the entry card, or it will be lowered one ribbon placing. Recipe must include exhibitor name, recipe source, date of publication and altitude. Where food was processed. If using Mrs. Wage’s or Ball mixes, indicate the date the mix was purchased.
7. Exhibits must be sealed in clean, clear standard canning jars, with matching brand (ex: use Ball lids on Ball jars, or Kerr lids on Kerr jars, etc.) two piece lids. Do not use colored jars. Do not add fancy padded lids, fabric over wraps or cozies as they interfere with the judging process. No fancy packs unless recipe states to do so (ex: Pickled asparagus). Jars must be sealed when entered. For food safety reasons, the size of jars used must not be larger than the jar size stated in the recipe. Note: There are 12-ounce, 24-ounce and 28-ounce canning jars available and may be used. Use pint jar process recommendations for 12-ounce jars. Use quart jar process recommendations for 24 ounce and 28-ounce jars.
8. Each jar exhibited must be labeled. The label must not cover brand name of jar. The label must give: Class No, Product, Altitude where processed, Canning Method (water bath, weighted gauge or dial gauge pressure method), Process Time, Pressure (psi), date processed including month and year, Name, and County/District. Templates to make adhesive labels can be found at: <https://www.kansas4-h.org/events-activities/fairs/kansas-state-fair/docs/food-preservation/Food%20Pres%20Label%202018%201%20x%202.58.docx> or <https://www.kansas4-h.org/events-activities/fairs/kansas-state-fair/docs/food-preservation/Food%20Pres%20%20Label%202018%202%20x%204.docx>
9. There are no safe recommendations to can white peaches or elderberries.

134: HORSE, continued

Halter - Females

Class

2189 - Weanling Fillies

2190 - Yearling Fillies

2191 - Two year old Fillies

2192 - Three year old Mares and older

Champion and Reserve Champion (open to 1st and 2nd place animals in each class).
Grand & Reserve Grand Champion overall.

Halter - Males

Class

2193 - Weanling Stallions or Geldings

2194 - Yearling Geldings

2195 - Two year old Geldings

2196 - Three year old Geldings and older

Champion and Reserve Champion (open to 1st and 2nd place animals in each class).
Grand & Reserve Grand Champion overall.

Showmanship

Class

2197 - Jr. Halter Showmanship

2198 - Sr. Halter Showmanship

There will be a Champion showman and a Reserve Champion in each age division.

135: Horse Performance	Class #	
	JR.	SR.
Walk-Trot Western Pleasure**	2211	-
Walk-Trot Western Horsemanship**	2212	-
Western Pleasure	2213	2222
Horsemanship	2214	2223
Trail -- Three minutes will be given to open the gate and start on the trail course.	2215	2224
Reining	2216	2225

136: Non Point Horse Performance

No 4-H Performance points for the following classes:

All classes in this phase will receive ribbons as following: 1st Blue, 2nd Red, 3rd White, the rest participation ribbons.

	Class #	
	JR.	SR.
Barrel Racing	2219	2228
Pole Bending (if poles available)	2220	2229
Ride a Buck	2221	2230

**Sheep
SPECIAL RULES**

1. Market lambs must have been weighed and tagged at an official weigh-in (about 50 days before fair) to be eligible to show at the Hodgeman County Fair and this information recorded on official forms in the State 4-H Office. All market lambs must have the official Kansas ear tag and be identified to the exhibitor's name by June 15 in order to show at the Kansas State Fair.
2. Lambs dropped before Jan. 1 current year are not eligible.
3. An exhibitor will be limited to a total of two breeding animals and two market animals.
4. Animals being shown in market classes are not eligible to show in breeding classes and vice-versa.
5. Market lambs will be weighed at the fair. Classes will be determined after weighing when entered at the fair.
6. Lambs under 100 pounds may be exhibited but not go through the Premium Fund. Lambs under 100 lbs. are not eligible for the grand drive.
7. At the time of fair weigh-in and showing, all market lambs must be slick shorn with an even length of wool covering above the hock and knee (head and belly excluded). Wool length should not exceed 0.2 inches.
8. The use of artificial coloring, except on hooves, is prohibited.
9. During the judges inspection or handling, all four feet of the animal are to be in contact with the ground.
10. Ribbons will be Blue, Red or White with the two top animals given Champion and Reserve Champion in each class. Grand Champion and Reserve Grand Champion (open to Champion and Reserve Champion in each class). Sheep under 100 lbs. are not eligible for grand drive.
11. **There will not be any re-weighs on market animal.**

157: Market Sheep

Class #

2276 - Market Sheep

Champion and Reserve Champion market lamb in each class.

Grand champion and Reserve Champion (open to Champion and Reserve Champion in each class). Lambs under 100 lbs are not eligible for the Grand drive.

158: Sheep Scan

Class #

2283 - Sheep Scan

159: Breeding Sheep

Breeding Ewes

Class #

2287 - Junior ewe lamb dropped after Jan. 1 current year

2288 - Senior ewe lamb dropped before Jan. 1 current year

2289 - Yearling ewe

2290 - Ewe with offspring

Champion and Reserve Champion (open to 1st and 2nd place animals in each class).

160: Sheep Showmanship

Class #

2279 - Jr. Sheep Showmanship

2280 - Inter. Sheep Showmanship

2281 - Sr. Sheep Showmanship

FOOD

126: Foods

1. A good recipe (from any source) may be used. All Exhibits must have recipe included. Jr. 4-H may use a commercial mix.
2. Remove the baked products from the pan and place on a white paper plate or on a foil covered cardboard which has been cut to fit the size of the product. Place in a clear plastic bag. Do not wrap in plastic wrap (Saran). Pies should be baked in disposable 8" or 9" aluminum pans.
3. All exhibits are to be labeled when entered. Labels should be pasted on the underneath side of the plate and should give name of product, class number, name of exhibitor, and project. Labels are available from your foods leader or at the Extension Office.
4. Only whole cakes will be accepted. Layer cakes must be two or more layers. Unfrosted cakes shall be exhibited in upright position with top crust showing, except for those cakes with special designs, such as bundt cakes. Cakes may be made from your favorite recipe or from a commercial mix.
5. Starred items should be kept cold in a cooler or refrigerator until judging time. The exhibits will be sold after consultation judging.
6. Recipes should be attached to the bottom of plate.
7. Ribbons will be awarded in Purple, Blue, Red, and White with 1st and 2nd in each Class receiving Champion and Reserve Champion by age division and a Grand Champion and Reserve Grand Champion with all classes considered by age division.
8. For food safety purposes, any entries with frostings and fillings must calculate the amount of sugar in the frosting/filling recipe only. The Calculation must be attached to entry, or the placing will be lowered one ribbon when judged. Frosting and fillings need to contain more than 65% sugar for safety. Examples on how to calculate this percentage are included in the publication located at: <https://bookstore.ksre.ksu.edu/pubs/MF3544.pdf> A worksheet is available at: https://bookstore.ksre.ksu.edu/item/frostings-and-fillings-worksheet_4H1171
9. For food safety purposes, any food with custard and dairy-based fillings and frostings (ex. Cream cheese regardless of sugar content) raw eggs, flavored oils, "canned" bread or cakes in a jar, cut fresh fruit or any food requiring refrigeration (ex. Bacon) or unbaked exhibit with raw flour (ex. No bake cookies) will be disqualified and not judged.
10. Alcohol is not allowed as an ingredient in food entries. Entries with alcohol in the recipe will be disqualified and not be judged.
11. All baked goods must be left whole and uncut. Small items, such as cookies and rolls, should be the same shape and from the same recipe. Exhibit 3 cookies, 3 muffins, 3 bread sticks, 1 loaf bread, etc.
12. Under baked entries will be lowered one or more ribbon placings.
13. Open to all food and nutrition members. Members can make unlimited entries per class.
14. An educational exhibit can be a poster, notebook or other display showing or describing something learned, a project activity done, a food nutrition community service project, etc. Should relate to things done in the project in which the 4-H'er is enrolled. Poster size should not exceed 22 x 28". Other items should be no larger than 12" high by 12" deep by 18" long. **Note:** A collection of your favorite recipes in a recipe box does not constitute an educational exhibit.

Class #

3300 - Jr. non-perishable food product

3301 - Jr. Educational exhibit

3304 - Jr. Food Gift Package

3302 - Sr. non-perishable food product

3303 - Sr. Educational exhibit

3305 - Sr. Food Gift Package

**Cooperative Extension!!
The NATION'S BEST KEPT SECRET!**

Fiber Arts, continued

124: Patchwork or Quilts

It is acceptable practices for the exhibitor to create the patchwork or quilted article and have someone else quilt it.

Class #

2993 - Jr. Patchwork or Quilted article

3004 - Sr. Patchwork or Quilted article

122: Rug Making

A rug - acceptable techniques include braiding, latch hook, tying, floor cloth, etc. The finished product should be an item that would be an item used in the home.

Class #

2994 - Jr. Rug Making

3005 - Sr. Rug Making

123: Wool-spinning & weaving

Spinning, A skein - minimum 10 yards in length

Class #

2995 - Jr. Spinning

3006 - Sr. Spinning

Weaving, a woven article - Members should attach information about the type of loom or process used. Woven wood reed basket, should be exhibited in Visual Arts

Class #

2996 - Jr. Weaving

3007 - Sr. Weaving

120: Macramé

A macraméd article.

Class#

2998 - Jr. Macramé

3009 - Sr. Macramé

117: Ethnic Arts

An article: This is defined as a Fiber Art/Textile technique that is associated with a specific country or culture. It is a practical skill that was developed to provide basic family needs such as apparel, home furnishings or decorations. It is also defined as a method that has been maintained throughout history and passed on to others, often by observation and by example, such as batik, Swedish huck towel weaving, mud cloth, bobbin weaving, tatting, felted items that are not knitted or crocheted, etc. Members should attach information on the history of the ethnic fiber art, where it was used, by whom, how it was used, short description of the technique, etc.

Class#

2997 - Jr. Ethnic Arts

3008 - Sr. Ethnic Arts

118: Fiber Arts Educational Notebook

Class#

2999 - Jr. Fiber Arts Educational Notebook

3010 - Sr. Fiber Arts Educational Notebook

156: Animal

4-H SHOWMANSHIP/ROUND ROBIN CONTEST

The preliminary Livestock Showmanship Contest will take place at the same time as the live animal judging. **There will be an Intermediate Division (10-13 years old as of Jan. 1 of the current year) and a Senior Division (14 years and older as of Jan. 1 of the current year). Jr.'s (7-9 year olds) will have a showmanship training during the fair.**

At the preliminary judging, the top four Intermediate showmen in each of the divisions will be ranked and the top four Senior showmen in each of the divisions will be ranked.

The top two intermediates and top two seniors in each of the following species will be eligible for the finals, unless one individual qualifies in more than one species. In this case, that individual will select which species he/she wishes to show. In his/her other qualifying species, the next place will be moved up. Species are swine, sheep, market goats, and beef. The Champion and Reserve Showman of each species listed will compete in round robin. If the champion or reserve, select another species, then the 3rd and possibly 4th place showman, as long as he/she is a blue ribbon showman in that species, will move up to fill the voided hole. If there is only red ribbon winners left, no one will move up to fill the hole left open. As no other individual will move up from another species if there is only one or two contestants in a certain species.

The final, Round Robin Showmanship Contest will take place in the arena Saturday morning, starting at 8:30 a.m. with time subject to change. Show order will be swine, beef, lamb/goats, starting with Seniors followed by Intermediate in each species. Junior training will take place immediately following the conclusion of the Round Robin Showmanship Contest.

A 4-Her may compete in any or all divisions (swine, sheep, goats, and beef-2nd year bucket calf, breeding beef, or market beef) in the preliminaries. A 4-Her, who was Champion or Reserve Showman in more than one species, must make a decision on which species they will be competing in the finals, within 15 minutes of the conclusion of the beef show. If the decision is not notified to the superintendent before the 15 minutes have passed, the superintendents will designate which species the 4-Her will show in the Finals.

The 4-Her who wins their respective species will show only their animal, of which they selected to compete with, in the Round Robin. Any other contestant must show an animal which is not theirs. The superintendents will identify animals that will be used to allow the contestants to compete, all at once to fill out the number of qualified individuals. We will use the animals of both Champion and Reserve Showman from both the Senior and Intermediate divisions. Both divisions will use the same animals for all species.

Exception is the safety of the youth. Fair Board will make that decision on a case by case basis. Those showing in the finals of the Round Robin Showmanship Contest will be required to rotate and show all classes of livestock (beef, sheep, goats, and swine.) Animals not eligible for Round Robin are bucket calves, cow-calf, dairy cows, aged ewes, nanny goats.

Preliminary Classes:

2131 - Jr. Beef Showmanship

2132 - Inter. Beef Showmanship

2139 - Sr. Beef Showmanship

2170 - Jr. Goat Showmanship

2171 - Inter. Goat Showmanship

2172 - Sr. Goat Showmanship

2279 - Jr. Sheep Showmanship

2280 - Inter. Sheep Showmanship

2281 - Sr. Sheep Showmanship

2293 - Jr. Swine Showmanship

2294 - Inter. Swine Showmanship

2295 - Sr. Swine Showmanship

Judges will consider:

A. Preparation of animal for showing -- 50 points

1. Condition of feet

2. Cleanliness

3. Condition of coat, non-use of objectionable material

B. Showing of animal -- 50 points

1. Control of animal by exhibitor

2. Points and coolness of exhibitor

3. Skill in showing, including:

a. Continuous attention.

b. Keeping animal placed to advantage.

c. Being continuously alert.

The **Bill Colburn Award** Trophy is presented to the top Senior Showman in the Round-Robin Showmanship Contest at the Achievement Banquet.

Class #

2595 - Jr. Showmanship Training

2596 - Intermediate Round Robin Showmanship

2597 - Senior Round Robin Showmanship

**SWINE
SPECIAL RULES**

1. Exhibitors will be limited to a total of two market animals.
2. Market hogs under 220 pounds may be exhibited, but not go through the Premium Fund. Hogs weighing under 220 lbs. are not eligible for the grand drive.
3. Swine exhibitors will not dump manure or straw over the south fence of the hog barn. There will be a wheelbarrow in the hog barn into which manure and straw may be placed.
4. All market hogs must be farrowed after Jan. 1, current year.
5. Pigs must be tagged at least 50 days before fair.
6. Classes will be divided by weight upon entry at the fair. Classes will be determined after weighing when entered at the fair. Swine under 220 lbs. are not eligible for the grand drive.
7. There will be no re-weighing of any market animals
8. Ribbons will be Blue, Red or White with the two top animals given Champion and Reserve Champion in each class. Grand Champion and Reserve Grand Champion (open to Champion and Reserve Champion in each class). Hogs under 220 lbs. are not eligible for grand drive.

171: Market Swine
Class #
2296 - Market Swine

172: Breeding Swine
Class #
2309 - Breeding Gilts

173: Swine Scan
Class #
2307 - Market Swine Scan

174: Swine Showmanship
Class #
2293 - Jr. Swine Showmanship
2294 - Inter. Swine Showmanship
2292 - Sr. Swine Showmanship

Poultry & Rabbits

POULTRY

The Kansas Poultry Disease Act (effective Jan. 1 1985 requires that owners of all poultry (except waterfowl), show proof that the bird(s) are free from pullorum-typhoid diseases before entering them for public exhibit. Three methods are available for meeting this requirement:

1. Clean flock-owners' name must appear on the official state list of Pullorum-Typhoid Clean Flock or the owners must present an official VS Form 9-3 (Flock-Selection and Testing Report) or a VS Form 9-3 (sales of hatching eggs, chicks, and poults.)
 2. Test prior to show-owner must present an official VS Form 9-3 signed by an official blood testing agent. Test must be completed within 90 days prior to the show.
 3. From clean source-owner must present evidence, such as a sales slip or name of hatchery, that entries were purchased from a pullorum-typhoid clean source and that entries are from the only stock on the premises or the flock has been physically separated from other flock(s) on the premises. NOTE: If you plan to exhibit at the State Fair, your poultry and rabbits must be P-T tested.
1. Review General Information.
 2. All poultry must be banded to insure proper identification at the fair.
 3. All birds will be examined at the fairgrounds and any evidence of disease will cause the entry to be refused.
 4. All poultry except waterfowl and pigeons must be blood-tested for pullorum-typhoid disease within 60 days of the fair. Testing will be done on two different days before entry deadline. A small per bird testing fee will be charged and a certificate will be issued for birds with negative results. Any entry testing positive will not be allowed to enter. Contact the Extension Office for scheduled testing dates.
 5. Exhibitors are expected to bring their own feed and take care of birds during the fair.
 6. Include breed and band number on pre-entry form.
 7. Exhibitors may enter no more than two entries per class, per variety, per breed.

FIBER ARTS

Fiber Arts is defined as any method of creating a unique design with fiber, fabric, or yarn. This may include: making fabric (such as weaving, crochet, knitting, needlepoint); or when existing fabric is changed into something quite different (such as quilting or embroidery or ethnic art). Ethnic Fiber Arts should use a fiber or yarn or fabric to create the design exhibit. Non-textile (examples include wood reed, straw, grass, etc.) baskets/pieces should be entered in the Visual Arts Division.

SPECIAL RULES

1. All exhibits must have been finished in the current year.
2. May exhibit unlimited articles in a class.
3. 4-H ONLY-LABELS: A label containing name, address, county, and class shall be typewritten or printed picked up at the Extension sewn to the article on underneath side near a corner or edge. For garments, attach ID label to the front left shoulder seam, or left side waistband, as if you were wearing the garment, or to the lower left corner of flat articles.
4. All articles/garments must be finished for use.
5. When articles which are normally worn as a pair are exhibited, both articles must be shown together. Fasten articles securely with yarn.
6. Special consideration will be given to articles which are of original design. Such articles should have a note attached explaining the original design.
7. All exhibits which need to be hung MUST have the appropriate saw tooth hanger, rod, wire or other mechanism attached in order to be properly displayed.
8. Fiber Arts include crocheting, knitting, quilting, and stitchery.
9. Ribbons will be awarded in Purple, Blue, Red, and White with 1st and 2nd in each division - Crocheting, Knitting, Needle Arts, Patchwork or Quilting, Rug Making, Spinning, Weaving, Ethnic Arts, and Macramé receiving Champion and Reserve Champion in both open and 4-H in all age groups. A Grand and Reserve Grand will be picked from each age group Champion and Reserve Champions.

116: Crocheting

Any article including felted items.

1. Class #:
2990 - Jr. Crochet
3000 - Sr. Crochet

119: Knitting

Any article made either by hand or by knitting machine including felted items.

Class #:
2991 - Jr. Knitting
3001 - Sr. Knitting

121: Needle Arts

Any article created by hand using any of the following techniques: a) Embroidery and cross-stitch; b) Needlepoint; c) Candle wicking; d) Crewel; e) Lacework; f) Appliqué.

Class #:
2992 - Jr. Needle Arts
3003 - Sr. Needle Arts

**Round Robin
Showmanship Contest
Saturday, July 18
8:30 a.m.**

Educational Exhibit must be directly related to Geology, Mineralogy or Lapidary.
 Display boards are to be 3' by 4' tri-fold.

- Class #**
 4809 - Geology Educational or Creative Exhibit/N
 4810 - Geology Educational or Creative Exhibit/P
 4811 - Geology Educational or Creative Exhibit/V
 4812 - Mineralogy Educational or Creative Exhibit/N
 4813 - Mineralogy Educational or Creative Exhibit/P
 4814 - Mineralogy Educational or Creative Exhibit/V
 4815 - Fossils Educational or Creative Exhibit/N
 4816 - Fossils Educational or Creative Exhibit/P
 4817 - Fossils Educational or Creative Exhibit/V

Lapidary

The lapidary will be judged on the following criteria:

Workmanship and Content.....	60 points
Presentation and Showmanship.....	30 points
Accuracy of Information.....	10 points
TOTAL	100 points

1. Read general information.
2. Specimens must be collected by exhibitor.
3. Exhibit must contain:
 - Specimen name
 - Place of origin (country, state, or county; county required for Kansas specimens)
 - Purchased or self-collected
 - Date lapidary treatment began
 - Date lapidary treatment completed
4. Beginning Lapidary-The standard size exhibit box is (18" x 12" x 3 1/2"). Specimens should be arranged across the (18") dimension of the exhibit box, making the exhibit 18" across the top and 12" down.
5. Advanced Lapidary-Standard size exhibit box should be 18" x 24" x 3.5". All specimens are to be arranged across the narrow 18" dimension of the exhibit box, making 18" across the top and 24" down. Must have a removable plexiglass top.
6. Exhibitor may also exhibit in any other geology class.
7. Ribbons will be awarded in Purple, Blue, Red, and White with 1st and 2nd receiving Champion and Reserve Champion in both open and 4-H. There is no age division in Lapidary.

Class #

- 4818 - Level 1 Lapidary** - Display at least 5 varieties of polished (tumbled) specimens and 5 varieties of unpolished specimens that have not yet received lapidary treatment. These do not have to be an example of "before and after", nor do they have to be self-collected. Locales must be identified. Only those exhibiting lapidary at the State Fair for the first time may exhibit in this class.
- 4819 - Level 2 Lapidary** - Display before-and-after examples of at least 9 varieties of specimens, at least 2 tumble-polished and 2 unpolished of each. At least three varieties should be collected from the native site by the 4-H'er, at least two of which comes from Kansas. Locales must be identified. Lapidary work on at least three varieties should be done during the current 4-H year.
- 4820 - Level 3 Lapidary** - Exhibit at least 6 specimens that have not previously been exhibited, which have received lapidary treatment. Lapidary treatment may consist of polishing, and end, face, or flat lapping. Specimens must represent at least 3 different varieties and include at least three cabochons of any size or shape, only one of which may be free-formed. A cabochon is a style of cutting in which the top of the stone forms a domed or curved convex surface. Three of the specimens must be mounted into jewelry findings.
- 4821 - Lapidary Educational Exhibit/D**
4822 - Lapidary Educational or Creative Exhibit/N
4823 - Lapidary Educational or Creative Exhibit/P
4824 - Lapidary Educational or Creative Exhibit/V

STATE FAIR CLASSES MAY BE DIFFERENT!



By Karter Tarman



By Lilly Tarman

By Lilly Tarman



8. Age classes for Poultry are:
 - a. Young birds/pens less than one year old.
 - b. Old birds/pens are older than one year at the time of the fair.
9. Pen of Three-3 Hens or 3 Pullets of the same breed.
10. Exhibitors are allowed to have 3 entries and 1 Turkey entry.
11. Open Class exhibitors may need to show them in a carrier (bring day of judging if there is not enough pen space).

Special 4-H Rules

1. All poultry, pigeons and waterfowl must be owned and housed at the 4-Hers residence by May 1, current year.
2. Ribbons will be Blue, Red or White with the two top entries of each species awarded.
3. Champion and Reserve Champions if receiving a blue ribbon (ei. Chickens, ducks, geese, etc).

146: Chickens

Class #:

- 2385 - Standard Breeds, large fowl, young pen**, 1 bird of either sex
2386 - Standard Breeds, large fowl, old pen, 1 bird of either sex
2387 - Standard Breeds, Bantams, young pen, 1 bird of either sex
2388 - Standard Breeds, Bantams, old pen, 1 bird of either sex
2389 - Production Pullets, pen, 3 standard bred, crossbred or strain cross pullets to be judged on egg production qualities only
2390 - Production Hens, pen, 3 standard bred, crossbred or strain cross pullets to be judged on egg production qualities only
2391 - Dual-purpose Pullets, such as Rhode Island Reds, New Hampshire, Plymouth Rocks, etc.
2392 - Dual-purpose Hens, such as Rhode Island Reds, New Hampshire, Plymouth Rocks, etc.

147: Meat Chicken Pen

Class

- 2393 - Meat-type chickens**, pen 3 standard bred, crossbred or strain cross birds of the same sex to be judged on meat production qualities only

148: Ducks

Class #:

- 2394 - Ducks, all breeds**, all ages, 1 bird of either sex
2395 - Ducks, Call or Bantam breeds, all ages, 1 bird of either sex

149: Meat Ducks Pen

Class

- 2396 - Meat Pen of Duck Broilers** (pen of three, must be same breed, and follow guidelines in the "Growing Broilers for State Fair" publication

150: Other Fowl

Class

- 2397 - Turkeys**, all breeds, pen, 1 bird of either sex.
2398 - Geese, all breeds, pen, 1 bird of either sex.
2399 - Other fowl, 1 bird of either sex.

151: Poultry Showmanship

Class

- 2400 - Jr. Poultry Showmanship**
2401 - Sr. Poultry Showmanship

127: Geology, continued

Special 4-H Rules

1. Any 4-Her enrolled in Geology may exhibit in the Lapidary classes. If appropriate, an exhibit box smaller than the standard size may be used for lapidary exhibits (18" X 12" X 3.5"). Specimens should be arranged across the 18" dimension of the exhibit box, making the exhibit 18" across the top and 12" deep.
2. Ribbons will be awarded in Purple, Blue, Red, and White with 1st and 2nd receiving Champion and Reserve Champion in both open and 4-H. There is no age division in Geology.

Class

- 4800 - Geology Level 1** - Display at least 15 rocks, minerals, and fossils collected during the current 4-H year. Limited to one exhibit box 18" x 24" x 3 1/2" with plexiglass cover. Fossils must be identified to the Phylum level. Only first year project members may enter this class.
- 4801 - Geology Level 2** - Display at least 30 different rocks, minerals, or fossils, at least 5 of each. Fifteen must be collected during the current 4-H year. Limited to one exhibit box 18" x 24" x 3 1/2" with plexiglass cover. Fossils must be identified to the Phylum level. Only first and second year project members may enter this class.
- 4802 - Geology Level 3** - Display at least 45 rocks, minerals, or fossils, at least 5 of each. More than one specimen of the same kind of rock or mineral or species of a fossil may be exhibited if this duplication represents different geological formations. Specimen label must show this distinction. (Fort Hays limestone not just limestone; Composita Brachiopod from Morrill Limestone not just Brachiopod or Composita Brachiopod) Exhibit limited to two boxes 18" X 24" X 3-1/2" with plexiglass cover. Exhibit must include approximately 15 specimens of current year's work. Rocks must be identified by their proper name and type. Fossils must be identified to the Phylum level. Only third and fourth year members may enter this class. Identify the rocks as igneous, metamorphic or sedimentary. These rock types must be spelled out on labels or have a legible key.
- 4803 - Geology Level 4** - Display at least 60 rocks, minerals, or fossils, at least 5 of each. More than one specimen of the same kind of rock or mineral or species of a fossil may be exhibited if this duplication represents different geological formations. Specimen label must show this distinction. (Fort Hays limestone, not just limestone; Composita Brachiopod from Morrill Limestone not just Brachiopod or Composita Brachiopod). Exhibit limited to two boxes 18" X 24" X 3-1/2" with plexiglass cover. Exhibit must include approximately 15 specimens of current year's work. Rocks must be identified by their proper name and type. Fossils must be identified to the Phylum, class & Genus levels if possible. Only fifth year or older project members may enter this class. Identify the rocks as igneous, metamorphic or sedimentary. These rock types must be spelled out on labels or have a legible key.
- 4804 - Geology Educational Exhibit/D** - Special exhibit relating to everyday living, or to a mineral test, a rock formation, geological history, species of a fossil, forms of one mineral, a variation of one kind of rock, archaeological artifacts, or Indian artifacts.
- 4805 - Mineralogy** - Display a minimum of 15 mineral specimens collected in Kansas, at least 5 of which have been collected during the current 4-H year. The minerals are to be grouped by mineral class (ie: Carbonates, Oxides, Silicates) and at least 3 classes must be represented. The member must use one standard display box (see #1). The specimens must be labeled with the number of the specimen, date collected, name of specimen, county where collected and chemical composition (ie: CaCO₃ for calcite) if known.
- 4806 - Mineralogy Educational Exhibit/D** - Special exhibit relating to a mineral test, a rock formation, geological history, species of a fossil, forms of one mineral, a variation of one kind of rock.
- 4807 - Paleontology (Fossils)** - Display a minimum of 15 fossils collected in Kansas, at least 5 of which have been collected during the current 4-H year. The specimens must be labeled with the number of the specimen, date collected, name of specimen, county where collected and chemical composition (ie: CaCO₃ for calcite) if known.
- 4808 - Paleontology (Fossils) Educational Exhibit/D** - Special exhibit relating to a species of a fossil.

Class #:

4705 - Intermediate Entomology Notebook - - Display a minimum of 60 and a maximum of 100 species representing at least 9 orders. Follow the general guidelines listed for Notebooks, including the Special project. In addition, family identification is required for all insects in any two of the following orders: (only two will be counted for judging)

- "Insects in Kansas" book - Orthoptera, Hemiptera, Homoptera, Coleoptera, Hymenoptera, and/or Diptera, or

- "Insects in Kansas Book: 2016 Revised Taxonomy" which follows www.bugguide.net - Odonata, Orthoptera, Hemiptera, Coleoptera, Hymenoptera, and/or Diptera

Members can exhibit in this class a maximum of 3 years. A 4-H'er may move up if they receive a purple ribbon.

4706 - Advanced Entomology Collection --

Display a minimum of 150 and a maximum of 450 insects representing at least 12 orders. Follow the general guidelines listed for Collections. Family identification is required for all insects belonging to the six basic orders as outlined under the Intermediate phase. Family identification of insects in the remaining orders is optional, but desirable as long as accuracy is maintained. All butterflies appearing in the collection should be labeled with the correct common name. If only exhibiting in this category, then ages 15 or older.

4707 - Advanced Entomology Notebook -

Display a minimum of 100 and a maximum of 200 species representing at least 12 orders. Follow the general rules listed for Notebooks, including the

Special project. Follow the general guidelines listed for Notebooks. Family identification is required for all insects belonging to the six basic orders as outlined under the Intermediate phase. Only families in the above six orders will be counted for judging. Family identification of insects in the remaining orders is optional, but desirable as long as accuracy is maintained.

4708 - Beginning Educational or Creative Exhibit/P

4709- Beginning Educational or Creative Exhibit/D

4710 - Beginning Educational or Creative Exhibit/V

4711 - Intermediate Educational or Creative Exhibit/P

4712 - Intermediate Educational or Creative Exhibit/D

4713 - Intermediate Educational or Creative Exhibit/V

4714 - Advanced Educational or Creative Exhibit/P

4715 - Advanced Educational or Creative Exhibit/D

4716 - Advanced Educational or Creative Exhibit/V

4717 - Beginning Monarch Butterfly Educational Display Class: for 4-H members enrolled in Beginning I or II Entomology.

4718 - Intermediate Monarch Butterfly Educational Display Class: for 4-H members enrolled in Intermediate Entomology.

4719 - Advanced Monarch Butterfly Educational Display Class: for 4-H members enrolled in Advanced Entomology.

RABBITS

1. Read GENERAL INFORMATION.
2. Each member will furnish his own feed and watering cup. A pen will be provided.
3. A pen consists of one rabbit in the following classifications.
4. All rabbits will be divided into age classes (pre-junior, junior, 6-8 months, and senior) and judged according to their breed standard as listed in the ARBA (American Rabbit Breeders Association "Standard of Perfection".) Only breeds recognized by ARBA may be shown.
5. When pre-entering, list sex, breed, variety and readable tattoo numbers in the rabbit's left ear on the rabbit entry form.
6. Same class, same variety and same breed substitution may be made after entered except showmanship and fur.
7. Each rabbit entered in any class is required to have a legible permanent tattoo in left ear, if not, entry will be eliminated.
8. Ribbons will be Blue, Red or White with the two top animals given Champion and Reserve Champion in each class. Grand Champion and Reserve Grand Champion (open to Champion and Reserve Champion in each class given to top two bucks and top two does).

Special 4-H Rules

1. 4-H rabbits may also be entered in the Open Class Pet Show.
2. Each 4-Her may enter four entries in each of the following classes.
3. Each 4-Her is encouraged to enter fur and showmanship classes.
4. Rabbit must be in 4-Hers possession by July 1 of the current year.
5. Exhibitor **MUST** be present when rabbits are judged. Only another Hodgeman County 4-H member may assist in getting a rabbit to and from the judging table.
6. The Superintendent will have the authority to require that some rabbits be shown on a carrier show basis. This will only be asked of 4-Hers with a large number of entries if coop space is not available.
7. **Due to the presence of Rabbit Hemorrhagic Disease (RHDV2) in neighboring states, rabbits that have traveled to states with cases or other large shows with high risk of exposure are encouraged not to be entered in the fair. If cases become confirmed in Kansas, exhibition staff will determine if a live show needs to be cancelled, or how to move forward. Due to the disease, rabbits are not required to stay at the fair. Exhibits will also be accepted as a video or poster showcasing the project work, but these are not eligible for overall awards.**

152: Rabbit

Class #

- 2247 - **Junior Buck** (under 6 months of age)
- 2248 - **Junior Doe** (under 6 months of age)
- 2249 - **Intermediate Buck** (for 6 classes breeds)
- 2250 - **Intermediate Doe** (for 6 classes breeds)
- 2251 - **Senior Buck** (6 months of age and over)
- 2252 - **Senior Doe** (6 months of age and over)

153: FUR CLASSES

Exhibitor may pick one rabbit from those exhibited, or one from a meat pen, to enter in the fur class. (Only one entry in fur class.) If number and kinds of fur permit, class will be broken down into white and colored fur. This decision is up to the Superintendent and will follow ARBA rules. Ribbons will be Blue, Red or White with the two top animals given Champion and Reserve Champion .

Class #

- 2254 - **Normal white fur**
- 2255 - **White Satin fur**
- 2256 - **White Rex fur**
- 2257 - **Normal colored fur**
- 2258 - **Colored Satin fur**
- 2259 - **Colored Rex fur**
- 2260 - **Angora wool, White**
- 2261 - **Angora wool, Colored**

127: Geology

SPECIAL RULES

1. Review General Information.
2. Exhibitors may enter in both geology and lapidary classes.
3. All entries will be placed in plexiglass covered wooden boxes (plexiglass required). The exhibit box should be 18" x 24" x 3 1/2". All specimens are to be arranged across the narrow (18") dimension of the exhibit box, making the exhibit 18" across the top and 24" deep exactly. IF A BOX HAS A SLIDING PLEXIGLASS COVER, it must be removable from the top. Screws, locks, or other devices that would prevent judges from removing glass cover should not be used.
4. Each exhibitor is required to identify each display box by placing an identification label bearing name, county, and number of specimens in the upper left-hand corner of the PLEXIGLASS COVER (inside--use clear double-sided tape to adhere gummed labels), and by attaching a label with the same information on the lower right corner of the box (outside).
5. Geology specimens should be labeled with the number of the specimens, date collected, specimen name or description, and locality (county) where collected.
6. For the geology classes 4800, 4801, 4802, and 4803, specimens should be mounted in the box by proper groups -- rocks, minerals, fossils. All specimens must be collected from locations in Kansas. Out-of-state specimens will not count in the minimum number for the class, nor will they considered in the judging.
7. Displays shall be the standard 3' by 4' tri-fold board.

154: Rabbit Meat Pen

Class

2253 - Meat pen-Three (3) rabbits, all one recognized breed and variety (broken varieties must be same color). Minimum weight 3½ pounds each. Maximum weight 5½ pounds each, and not over 70 days of age. Will be judged on their meat qualities, condition, uniformity and fur.

1. Weigh-in - All meat class rabbits will be weighed at the time of judging. All rabbits in the pen must be within the weight restrictions for that pen to be eligible to show for Champion or be auctioned. **Any disqualified meat pens are ineligible to be auctioned.**
2. Market is assured at current market price (base bid). 4-Her limited to sell only 1 pen at fair sale. Rabbits must have been exhibited at the current fair.
4. Auction sale entries must be made with department superintendent (within 30 minutes of completion of meat pen judging.)
5. Pens sold at auction must remain on exhibit until close of Fair and Exhibitor is responsible for feed and care.

155: Rabbit Showmanship

Class

2263 - Jr. Showmanship

2264 - Sr. Showmanship

Rabbit Showmanship Scorecard

Open to any 4-Her exhibiting rabbits Showmanship scorecard will consist of the following:

- | | |
|--|-------------------|
| 1. Carrying the rabbit to and from the judging table | 10 points |
| 2. Examination of rabbit: | |
| a. with rabbit in sitting position | 10 points |
| b. turn rabbit on back | 20 points |
| c. return to sitting position | 10 points |
| d. pose rabbit | 20 points |
| 3. Condition of animal | 10 points |
| 4. Appearance of showman | <u>20 points</u> |
| TOTAL | 100 points |

**Linda
Housman**

**Theta Pi Serving Ice Cream
Sunday Night
During Supper
at the Fairgrounds.
Come and enjoy.**

**Judging of Dairy,
Bucket Calves
Breeding Beef, &
Market Beef
Friday, July 17,
6:00 p.m.**

**Biscuits & Gravy-Fair Assn.
Saturday, July 18
7:00 a.m. - 9:00 a.m.**

3. EDUCATIONAL DISPLAYS

A) Share with others what you learned in this project. Exhibit any activity or learning experience related to the field of entomology or the Teaming with Insects curriculum that does not fit into Entomology

B) Collection or notebook classes above.

C) Follow copyright laws as explained in the General Rules.

D) The exhibit may be, but isn't limited to, original works, digital presentations (must provide printed hardcopy for exhibit purposes for duration of state fair), programs, websites, games, apps, display box, notebook, display or poster which you have made.

E) If the exhibit is a wooden display box, it must be 18 X24 X 3.5 inches with a clear plastic top (such as plexiglass) and displayed horizontally. If the exhibit is a poster, it must not be larger than 22" X 28". If the exhibit is a display, maximum size is not to exceed a standard commercial 3' X 4' tri-fold display board. Name and county/ district must clearly be marked on educational exhibits.

4. Educational Exhibits will be designated with the following letters: N-notebook, P-poster, D-display, or V-video.

Monarch Butterfly Educational Display Rules:

Monarch Butterflies were officially put on the Endangered Species list on July 21, 2022. Having the specific name *Danatus plexippus*, this migratory butterfly is well known for its spectacular annual journey of up to 3,000 miles across the Americas. It is now threatened with extinction due to the habitat loss and climate change. 4-Hers can play a critical role in helping bring habitat back for the Monarch Butterfly. They can help educate the public on ways to establish food sanctuaries for this butterfly species and help bring them back from the threat of extinction.

1. Exhibits should teach the public about the Monarch Butterfly and/or ways to protect and conserve it.

The information could show nectar sources for adult butterflies and food sources for caterpillars, Monarch tagging activities, collection of native milkweed and the packaging it to give to others to plant, a group working together to plant a Monarch friendly garden, ect.

2. 4-Hers may create a poster, notebook, standard size tri-fold diorama, slide show or other visual display that shows information on Monarch Butterflies.

If a slide show is created, it should be presented on a zip drive along with a printed copy of the presentation.

Class

4700 - Beginning Entomology I Collection - Display in one standard box a minimum of 50 and maximum of 125 species representing at least 7 orders. Specimens should be grouped according to *order*. Order labels should be pinned to the base of the box. Members can exhibit in this class a maximum of 3 years, or until they receive a purple ribbon in the beginning phase at the Kansas State Fair, whichever comes first.

4701 - Beginning Entomology II Collection -- Display in one standard box a minimum of 75 and a maximum of 150 species representing at least 9 orders. Specimens should be grouped according to *order*. Order labels should be pinned to the base of the box. Members can exhibit in this class a maximum of 3 years, or until they receive a purple ribbon in the beginning phase at the Kansas State Fair, then they must move up a division.

4702 - Introductory Entomology Notebook - Display in one standard box a minimum of 10 and maximum of 30 insect species representing at least 7 orders. May exhibit in this class two years.

4703 - Beginning 1 Entomology Notebook - Display a minimum of 20 and a maximum of 60 insect species representing at least 7 different orders. Follow the general guidelines listed for all Notebooks, including the Special project. Members can exhibit in this class for a maximum of 3 years or until they receive a purple ribbon at the Kansas State Fair.

4720—Beginning II Entomology Notebook: Display a minimum of 40 and a maximum of 70 insect species representing at least 8 different orders. Follow the general guidelines listed for all Notebooks, including the Special project. Members can exhibit in this class for a maximum of 3 years or until they receive a purple ribbon at the Kansas State Fair.

4704 - Intermediate Entomology Collection -- Display a minimum of 100 and a maximum of 300 insects representing at least 10 orders. Two standard boxes can be used. Follow the general guidelines listed for Collections. In addition, family identification is required for all insects in any two of the following six orders: orders of Orthoptera, Hemiptera, Odonata, Coleoptera, Diptera, and/or Hymenoptera. Members can exhibit in this class a maximum of 3 years or until they receive a purple ribbon in the Intermediate phase at the Kansas State Fair, then they must move up a division.

ENTOMOLOGY & GEOLOGY

114: Entomology

SPECIAL RULES

1. Review General Information.
2. All entries are to be placed in plexiglass covered (plexiglass required), wooden boxes with outside measurements of 18" x 24" x 3.5"...See the specific phase for box and specimen number limitations. Boxes can be handmade or purchased as long as they are of the correct size and do not have a glass top.
3. Each exhibitor is required to identify each box by placing an identification label bearing exhibitor's name, county and the class. One label goes in the upper left corner of the box (inside) and the other on the lower right corner of the box (outside).
4. Arrange specimens in the box so it can be displayed lengthwise. (See illustration in revised 4-H Entomology Check Sheet for State Fair competition, 4-H 518).
5. The number of orders, specimens (and families where required) must be included on the exhibitor's box identification label. Only adult specimens can be used in collection boxes.
6. Entomology labels, order labels and pins can be ordered through the County Extension Office.
7. For each collection class, two labels will be entered on the pin beneath each specimen. First (closest to the specimen) is the common name label and the second label is a date/locality label. "Date" refers to date the specimen was collected and "Locality" refers to County and State where specimen collected.
8. Identification should follow one of the taxonomies: a) As printed in "Insects in Kansas" book, or b) www.bugguide.net
9. Arrangement of specimens: The preferred method is to arrange the insects in groups or rows parallel to the short sides of the box. Arrangements that run lengthwise of the box are frequently downgraded in judging. Specimens are to be arranged by Order in the box, then family where required.
10. Two labels should be centered on the pin beneath each specimen. First (closest to the specimen) is the common name label and the second label should include date/locality, full county name, state abbreviation and collector name. The specimens should be collected by the exhibitor and should focus on Kansas and one county into bordering states and labeled accordingly. Please refer to "Entomology Collection Exhibit Resource" for full details on out-of-state insects in collections.
11. Emphasis in judging will be placed on the overall variety of insects represented in the collection, accuracy of identification, skill and technique acquired in mounting of specimens, and overall arrangement and appearance of the collection. Only specimens of the class Insecta should be included.
12. Purchased insects are not to be exhibited in collections, but they may be used in educational displays.
13. Specimens of soft bodied insects such as aphids, lice, termites, etc. should be exhibited in alcohol filled vials; however, the use of alcohol filled vials should be limited to only those specimens that lose their shape when pinned, since the vials pose a significant hazard to the rest of the collection if they become loose in transit.
14. Displays shall be the standard 3' by 4' tri-fold board.
15. After the first year in Entomology, all 4-H members need to add an 8 ½ by 11-inch sheet of paper to their collection that states what they did to improve their collection for the current year. This should include how many new insects were added to the display box (please list), how many insects were replaced in the display box (please list), and box. Other optional things that could be included are number of insects caught for the year, number of new Orders added this year, number of talks and/or demonstrations given, activities participated in, leadership roles, etc. This paper should be taped to the upper left corner on the front of your display box.
16. The following insects are listed as Threatened or Endangered by the Fish and Wildlife Service. Because of this, no specimens of the below species may be caught or displayed in insect collections or educational displays. If specimens of these species are included in collections or educational displays, it will be counted as a major violation. Any major violation of rules will result in the exhibit being dropped one ribbon placing. Please refer to www.kanas4-h.org on the Entomology project page for more information. American Burying Beetle (*Nicrophorus americanus*), Monarch Butterfly (*Danaus plexippus*), Eastern Regal Fritillary Butterfly (*Argynnis idalia idalia* or *Speyeria idalia*), Western Regal Fritillary Butterfly (*Argynnis idalia occidentalis* or *Speyeria occidentalis*), Great Spangled Fritillary (*Speyeria cybele*)
17. A minimum of 10 new specimens must be added and 4 or replaced each year.



A Branch of Bank of Hays

102 W Main Street

Hanston, Kansas 67849

620-623-4811

www.hanstonstatebank.com

- MEMBER FDIC -

Proud Supporters of the Hodgeman County Fair!

THE FARMERS' STATE BANK

A Branch of Bank of Hays **of Jetmore**

*Your Friendly
Home Town Bank*

Phone: 620-357-8324

P.O. BOX 157

JETMORE, KANSAS 67854

Member
FDIC

PETS

108: CAT

1. Cats can be at the fairgrounds only during time of show. There are no facilities for keeping these pets overnight at the fair.
2. Cats must have proof of rabies and distemper vaccinations.
3. To be eligible to show at the Hodgeman County 4-H cat show, 4-Hers must have been enrolled in the cat project by February 1st of the current year.
4. Any abuse of cats on grounds, or in the ring, will result in disqualification.
5. An individual cat show will be conducted for 4-Hers enrolled in the 4-H cat project. In the show, these factors will be considered: Discipline of pet, how well pet is groomed, and showmanship.
6. No state fair classes for this department.
7. Ribbons will be Blue, Red or White with Champion and Reserve Champion ribbons awarded in each class if the judge feels the entries are worthy.

Class

- 1175 - **Adult cat** (over one year old)-long hair
 1176 - **Adult cat** (over one year old)-short hair
 1177 - **Kitten cat** (3 months to one year old)-long hair
 1178 - **Kitten cat** (3 months to one year old)-short hair

113: DOG

1. Dogs can be at the fairgrounds only during time of show. There are no facilities for keeping these pets overnight at the fair.
2. Dogs must have proof of rabies vaccination signed by a licensed, accredited veterinarian. It must accompany entry form. It is also required that the dog's distemper, hepatitis, parainfluenza, and parvovirus vaccinations be up to date.
3. To be eligible to show at the Hodgeman County 4-H dog show, 4-Hers must have been enrolled in the dog project by February 1st of the current year.
4. Any dog that is overly aggressive or potentially dangerous to people or other dogs will be removed from the grounds and disqualified.
5. No dog in season will be allowed to show and must be removed from the grounds immediately.
6. Any abuse of dogs on grounds, or in the ring, will result in disqualification.
7. An individual dog show will be conducted for 4-Hers enrolled in the 4-H dog project. In the show, these factors will be considered: Discipline of pet, how well pet is groomed, and showmanship.
8. All dogs must be on a leash.
9. No state fair classes for this department.
10. Ribbons will be Blue, Red or White with Champion and Reserve Champion ribbons awarded in each class if the judge feels the entries are worthy.
11. Baiting dogs is not allowed.

Class #: 1185 - Exhibit-No obedience or agility

DOG OBEDIENCE

1. Review General Information.
2. The 4-H Dog Show only.
3. Previous mentioned rules under Dog Show apply.
4. Any dog fouling in the ring will automatically receive a white ribbon.
5. 4-Hers are responsible for cleaning up after their own dogs with a vinegar/water solution.
6. Each exhibitor may enter one dog in Showmanship. Multiple dogs may be entered into obedience, provided that they are in different classes.
7. Age of handler determines showmanship class. Any breed or mixed breed of dog is eligible to compete if it is trained by the 4-Her and is owned or co-owned by the 4-H handler or their immediate family.
8. No dog in season will be allowed to show.

Display, Notebook, Poster and Video, cont.	Classes			
	Display	Note-book	Poster	Vid-eo
Forestry	5202	5200	5201	5203
Grain Marketing	5207	5205	5206	5208
Health	5212	5210	5211	5213
Home Environment (Interior Design & Architecture)	5217	5215	5216	5218
Horseless Horse	5222	5220	5221	5223
Junior Leadership	5227	5225	5226	5228
Memory Book	5232	5230	5231	5233
Pets (aquarium, cat, hand pet)	5237	5235	5236	5238
Photography	5242	5240	5241	5243
Poultry Science	5247	5245	5246	5248
Public Speaking	5252	5250	5251	5253
Reading	5257	5255	5256	5258
Recreation	5262	5260	5261	5263
Scrapbook	5267	5265	5266	5268
Self-determined	5272	5270	5271	5273
Safety	5277	5275	5276	5278
Shooting Sports	5282	5280	5281	5283
Small Engines	5287	5285	5286	5288
Special Collections-stamps, etc,	5292	5290	5291	5293
Special Occasions	5297	5295	5296	5298
Sports fishing	5302	5300	5301	5303
Sportsmanship	5307	5305	5306	5308
Super Shopper Connection	5312	5310	5311	5313
Tractor	5317	5315	5316	5318
Veterinary Science	5322	5320	5321	5323
Travel	5327	5325	5326	5328
Wildlife	5332	5330	5331	5333
Other	5337	5335	5336	5338

4-H Club Notebook Division

Class

- | | | |
|---------------------------|----------------------------------|------------------------|
| 4745 - 4-H Club Reporter | 4748 - 4-H Club Treasure | 4750 - 4-H Memory Book |
| 4746 - 4-H Club Historian | 4749 - 4-H Club project notebook | 4751 - 4-H Scrapbook |
| 4747 - 4-H Club Secretary | | |

Family Fun Night



Hodgeman County Fair
PEDAL PULL

Thursday, July 16

7:15 pm
Arena Bldg - Jetmore, KS



Paul Wasko 1962 - 2019

In honor of Paul Wasko
A life-long HG CO farmer & Farm
Bureau supporter.



HODGEMAN COUNTY FARM BUREAU
The Voice of Agriculture®

Hodgeman County Farm Bureau Association
Marjorie Bowman - County Coordinator
321 Bowlus, PO Box 164, Jetmore, KS 67854

Ph: 620-357-6160
620-393-1161
620-357-6163

facebook/Hodgeman.County.Farm.Bureau.Association

Pedal Tractor Pull
Ages: 4 - 12
Pre-registration in 4-H Building
5:00 - 6:30 pm
Parent MUST Sign Release Form
Cost: \$3 - At Registration



 **4-H Grows Here**

9. A well-fitting collar of leather, chain, or fabric is to be used for obedience and Rally Obedience; for Agility, a buckle or snap collar; for Showmanship, a show lead that serves as both collar and lead or a fine link chain collar, a "snake" chain or a fabric slip collar with a narrow, lightweight fabric or leather lead. No spiked, pinch, special training collars, and hanging objects from collars are allowed.
10. Baiting dogs is not allowed.
11. **DOGS ARE NOT ALLOWED TO RUN AT LARGE OR ACCOMPANY OWNER ANYWHERE ON FAIRGROUNDS AT ANY TIME.**
12. Any abuse of dogs on grounds, or in the ring, will result in disqualification.
13. 4-H Dog Show Immunization Record (only MG-34 Revised, October 2014 accepted) must be completed for each dog entered the 4-H Dog Show. The fully completed form must be presented to the veterinarian at health check on the day of the show to be eligible to compete. Required vaccinations include: Bordetella, Distemper, Hepatitis, Parvovirus, Parainfluenza, and Rabies. The rabies vaccination must be administered by a graduate, licensed veterinarian. All vaccinations must be current.
14. The Kansas State Fair Dog Show will follow rules as listed in the published Kansas 4-H Dog rule books: Kansas 4-H Dog Show Rule Book(S-46 (Revised), April 2012; Kansas 4-H Agility Dog Show Rule Book, S-124 (Revised), March 2012; and Kansas 4-H Rally Obedience Rule Book, 4H965 (Revised), March 2012. Other guidelines used are: Kansas 4-H Dog Show Judge's Guidelines Showmanship/Obedience, S82 (Revised), January 2013 and Kansas 4-H Rally Obedience Dog Show Judge's Guide, 4H1023, March 2013.
15. Score sheets are available at <http://www.Kansas4-H.org> or through your local Extension Office for showmanship and obedience.
16. Ribbons will be awarded by Blue, Red, White, with a Champion and Reserve Champion selected.

Dog Showmanship

1. Dress code: NO Blue jeans, short skirts or shorts. The fair shirt will be allowed in Showmanship.
2. Entries will be judged on fitting of dog; clean ears, tone and condition of coat, teeth, toenails, and eyes. Handler will be judged on alertness, grace, coordination with dog, and reaction of dog to handler with straight and even gait and movement of dog.

Class #: 1186 - Jr. Showmanship
1187 - Sr. Showmanship

Class

- 1188 - POSTER** - No dog to show or Quiz Bowl participant can exhibit growth in dog project. Be present to show poster for conference judging at 9:00 a.m. ring side.
- 1191 - SUB-NOVICE A** -1st yr. member 10 yrs. & under; Heel & Figure 8, Stand for exam, Recall, 1 min. sit stay, 3 min. down stay, ALL ON LEASH.
- 1192 - SUB-NOVICE B** - 1st yr. member 11 yrs. & older, requirements same as Sub Novice A.
- 1193 - SUB-NOVICE C** - 1st yr. member with experienced dog, or 1st year dog or dog that did not qualify the previous year, with experienced member, requirements same as Sub-Novice A.
- 1194 - NOVICE A** - 4-H Dog Team having qualified with 170 pts. or greater, with 50% in each exercise from Sub-Novice. Heel and Figure 8 on leash, stand for exam, Heel, Recall, 1 min. Long sit, 3 min. Long down, all OFF leash.
- 1195 - NOVICE B** - 2nd yr. in novice, or for teams not making 170 pts. or greater, with 50% in each exercise in Novice A. Requirements same as Novice A.
- 1196 - GRADUATE NOVICE** - 4-H Dog Team having a qualifying score from Novice A or B. Heel on leash, stand for exam, heel, Figure 8 - all Off leash, Drop on Recall off leash, 3 min. long sit and 5 min. long down off leash and member out of sight.
- 1197 - OPEN A** - 4-H Dog Team having qualified from Graduate Novice. Heel, Figure 8, Drop on Recall, Retrieve on Flat, Broad jump - all off leash, 3 min. Long Sit and 5 min. Long Down off leash and member out of sight.
- 1198 - OPEN B** - 4-H Dog Team having qualified from Open A. All off leash - Heel, Figure 8, Drop on Recall, Retrieve on Flat, Retrieve over High Jump, Broad Jump, 3 min. Long Sit and 5 min. Long Down with member out of sight.
- 1199 - UTILITY A** - 4-H Dog Team having qualified from Open B. All off leash - Hand Signals Exercise, Article 1, Article 2, both scent discrimination, Directed Retrieve, Directed Jumping, Moving and Standing 2 min. exam.
- 1200 - UTILITY B-** 4-H Dog Team having qualified from UTILITY A. All exercises off leash. Hand signals exercise, Article 1 and Article 2 scent discrimination, Directed Retrieve, Directed Jumping, Moving and Standing 3 min. exam.

138: AQUARIUM PETS

Class #

- 1000 - Bowl show** (shown according to species-goldfish-single or pair; beta single; all live bearers in pairs)
- 1001 - Reptiles & Amphibians** (Salamander, Turtle, Hermit Crabs, Other) This class will be judged on appropriateness, arrangement and cleanliness of equipment and facilities. 4-H aquarium pets may also be entered in the Open Class Pet Show. Ribbons will be Purple, Blue, Red or White depending on quality of entry.

139: HAND PETS

Class #

- 1220 - Guinea pigs**
- 1221 - Hamsters**
- 1222 - Gerbils**
- 1223 - Hedgehog**
- 1224 - Birds**
- 1225 - All other hand pets**

All hand pets may also be entered in the Open Class Pet Show. Ribbons will be Purple, Blue, Red or White depending on quality of entry.

175: Videos

Videos/movies must be judged in a projected format. Videos or movies shall be from three to five minutes in length. Sound should follow the story line and should be more than dialog, but sound is not a required feature. In addition, all of the photographic techniques, such as the rule of thirds, composition, framing, etc., will be applied. Titles may used but are not required. **Place thumb drive of the mp4 video in a quart self sealing plastic bag with entry tag. Exhibitor is responsible for supplying a computer to view the video.** The Fair Board takes no responsibility for damage or theft of any equipment and/or materials used by the exhibitor. **NO STATE FAIR CLASS.**

Video entries: Criteria for judging shall include:

- | | |
|---|-------------|
| 1. Evidence of story line | 30% |
| 2. Use of camera angles | 15% |
| 3. Use of zooming techniques | 10% |
| 4. Smoothness of scene changes | 10% |
| 5. Story telling. No time or date should be imprinted on the tape or disk | 35% |
| TOTAL | 100% |

Special 4-H Rules

1. Some 4-H projects do not lend themselves to making a physical exhibit. In these situations, a notebook, poster, videos and/or display is recommended. A 4-Her may exhibit a physical item and also a notebook, video, display and/or poster in a project area. A 4-Her may enter several notebooks, posters, video or displays, but not more than one in any class, except Other.
2. A Champion and Reserve Champion (4-H) is picked for the notebook class, poster class and display class in each age division. Educational display (must include a story presentation with display) vs. project display.

	Classes			
	Display	Notebook	Poster	Video
Animal Science	5122	5120	5121	5123
Automotive	5127	5125	5126	5128
Bicycle	5132	5130	5131	5133
Buiding Blocks	5124	5129	5134	5139
Child Care	5137	5135	5136	5138
Citizenship	5142	5140	5141	5143
Civil Defense	5146	5144	5145	5147
Clowning	5152	5150	5151	5153
Computer	5157	5155	5156	5158
Conservation	5162	5160	5161	5163
Digital Photobook	5164	-	-	-
Dog	5167	5165	5166	5168
Ecology	5172	5170	5171	5173
Electric or Electronic	5177	5175	5176	5178
Emergency Preparedness	5182	5180	5181	5183
Entomology	5187	5185	5186	5188
Family History, Genealogy	5192	5190	5191	5193
Family Studies	5197	5195	5196	5198

BOOTHS & BANNERS

DISPLAYS, NOTEBOOKS, POSTERS & VIDEOS

104: Booths & Banners

1. Clubs may enter a booth or a banner but not both.
2. Booths and banners must be in place by 5 p.m. Tuesday.
3. A 6' x 6' space will be provided for all booth exhibits.
4. Banners must be hung on a rod strong enough to support the banner. On each end of the dowel stick, there should be a wire or chain six inches long. One end of the wire will be fastened to the end of the dowel. Please attach a S hook on a rod and rope or hanging wire, strong enough to support the banner.
5. Banners are to be minimum of 3' x 4' and maximum of 3' x 5'.
6. Banners should be made of flame resistant materials that permit the banner to be folded or rolled without damaging the display. Three dimensional objects should not be attached to the front of the banner.
7. A label is to be attached to the front lower left-hand corner of the banner giving the name of the club and the county. Waterproof inks prevent smearing and are recommended for the label. Letters should be two inches in height.
8. The following points will be considered in judging of booths and banners: educational value, interest and originality, appearance, and quality of display material.

Banner Evaluation (banner size - minimum of 3' x 4' and maximum of 3' x 5')

- | | |
|--|------------|
| 1. Educational | 40% |
| a. Presents suggestion or striking facts that are simple in form and quickly grasped, or | |
| b. Shows extent to which group involvement meets a fundamental need, or | |
| c. Promotes decision and action or central theme. | |
| 2. Interest and Originality | 20% |
| a. Original creation. | |
| b. Holds interest of people until they have read or observed essentials of the message. | |
| c. Defines clearly one central idea. | |
| 3. Appearance | 20% |
| a. General appearance, artistic, neat and attractive. | |
| b. Can be viewed and read at a distance up to 20 feet. | |
| 4. Quality of display material | <u>20%</u> |
| TOTAL | 100% |

Booth Evaluation (booth size - 6' x 6')

- | | |
|---|------------|
| 1. Education value | 40% |
| a. Present suggestions, facts simply | |
| b. Can promote decisions and actions if benefits and interest of all | |
| 2. Quality of display material | 20% |
| a. Any items used within booth should be designed effectively and work or overall theme of booth should be of good quality. | |
| b. Letters should be easy to read. | |
| 3. Initiative and Originality | 20% |
| a. Presents ideas clearly. | |
| b. Clearly defines one central idea. | |
| 4. General appearance and attractiveness | <u>20%</u> |
| a. Neat and attractive | |
| b. Title sign on front should be easily seen | |
| TOTAL | 100% |

Special 4-H Rules

1. Each banner should illustrate a phase of 4-H work which is being practiced by boys and girls in 4-H.
2. An overall Champion and Reserve Champion will be awarded in each class.
3. The Champion banner is eligible to go the State Fair.

Class

3310 - 4-H Booth
3311 - 4-H Banner

178: FFA BOOTHS & BANNERS

Class

3312 - FFA Booth
3313 - FFA Banner

112: Displays

1. Care should be taken to select durable materials that will withstand fair conditions.
2. Entry tags should be attached to a main part of the display.
3. Scorecard for educational exhibit will be the same as for club banner. Scorecard for project accomplishment display will be based on particular project.
4. No state fair classes for this department.
5. Types of exhibits in this department are open to educational or creative displays, educational posters or notebooks. Take care to select durable materials to withstand fair conditions. **No card tables are allowed.** If the exhibit is a poster it must not be larger than 22" x 28". If the exhibit is a display, maximum size is 3' x 4'.
6. **EXHIBITORS MUST COMPLY WITH STATE AND FEDERAL LAWS.** It is illegal to possess threatened or endangered wildlife or the feathers, nests or eggs of non-game birds. Game birds and game animals taken legally during an open season may be used. The use of live wild animals is prohibited.
7. Display exhibits may include any combination of notebook, poster, picture story, display board, pamphlets, or other audio-visual materials (cassette tapes, VCR tapes, DVD's etc.) Exhibitor is responsible for supplying audio-visual equipment. The Fair Board takes no responsibility for damage or theft of any equipment and/or materials used by the exhibitor.

Scorecard for Displays (3' x 4') will be:

General appearance	20%
Power to attract & hold attention	25%
4-H message told	25%
Unity of message	15%
Materials	<u>15%</u>
TOTAL	100%

8. Ribbons will be awarded in Purple, Blue, Red, and White with 1st and 2nd overall the areas (**Notebooks, Posters, Display, Video**) receiving Champion and Reserve Champion in 4-H according to age divisions. State Fair does not have classes for most of the exhibits in this area.

137: Notebooks

1. See general information.
2. All club officer notebooks should be on display. Records are to be complete up to July.
3. Notebooks will be judged on current year's work only.

Scorecard for notebooks will be:

Introduction	15 %
Content	55 %
Organization (including Table of Contents)	15 %
Summary	<u>15 %</u>
TOTAL	100 %

145: Posters

1. Posters may be made of any color or white background material. Maximum size is to be 22" x 30". Minimum size is to be 8" x 11". Must be able to attach poster to wall for display, do not use items on poster that cannot hang.

Scorecard for poster will be:

Information given or idea expressed	55 %.
Art, design, lettering	40 %
Construction	<u>5 %.</u>
TOTAL	100 %.

CLOTHING (Sewing & Textile Design)

109: Clothing Construction (Sewing & Textile Design)

1. Exhibitor may enter unlimited items per age appropriate level.
2. Labels (3" x 2-1/2") are to be attached by a safety pin or sewn into garment. (Back of neck or center back of waistband.) Label each piece. Labels can be secured from clothing leader or Extension Office.
3. Garments shall be carefully laundered or cleaned before being exhibited.
4. Place garments on hangers. Attach skirt to hanger with large safety pins..
5. All work must be the product of the 4-H'er and current 4-H year.
6. Pre-cut kits are acceptable for all clothing classes. All articles/garments must be finished for use. Majority of the outfit must be constructed and modeled by the 4H member who made the garment/outfit. **Everything which is commonly considered an outer garment must be constructed** (vest, jacket, dress, skirt, pants, coat, etc.). A sweater, blouse or shirt that is worn underneath another constructed garment can be purchased or made.
7. State Fair Blue quality garments will be entered in the State Fair and will be judged at State Fair.
8. Ribbons will be Blue, Red or White with Champion and Reserve Champion ribbons will be awarded in each class.
9. An overall Grand and Reserve Grand Champion will be awarded in both JR and SR Divisions.
10. Educational exhibits--share with others what you learn in this project. If it is a poster, it must not be larger than 22" x 28". Take care to select durable materials that will withstand Fair conditions. Total display space must be no more than 2.5' deep, 3' tall and 4' wide. No card table exhibits allowed. Educational Exhibits will be designated with the following letters: N-notebook, P-poster, D-display, or V-video.
12. Majority of the Buymanship outfit must be purchased (not borrowed) and modeled by the 4-Her.
13. 4-H **Shopping In Style & Sewing & Textile Design** will be judged by consultation. Parents will not be allowed to sit with 4-Hers during consultative judging.

Class

- 1005 - An article, garment or outfit - 7 to 12
- 1006 - Educational Exhibit prepared by 7-12
- 1007 - An article, garment or outfit - 13 to 18
- 1008 - Educational Exhibit prepared by 13-18
- 1009 - Recycled Clothing Project

170: Style Revue (Shopping In Style)

SPECIAL RULES

1. The 4-Hers must have made the clothing which they model, with the exception of under garments and accessories they may choose. (This rule does not apply to 4-Hers enrolled in the Shopping In Style - formerly the Buymanship project.)
2. 4-Hers enrolled in the **Shopping In Style** - formerly Buymanship (boys or girls) must have an itemized cost statement of all clothing to be worn.
3. Style Revue entry blanks must be accompanied by the description of the garment.
4. All entries must be made with the superintendent prior to judging. Garments must have been judged in order to participate in the public Style Revue at the fair.
5. Up to two outfits may be modeled in each project, with only one entry per class, **Sewing & Textile Design**, **Shopping In Style**, Knitting & Crochet.
6. Entrants will be judged 45 percent on general appearance, posture, poise, grooming, attitude, 45 percent on construction of garment, and 10% on value for money spent.
7. All garments are to be hung in 4-H Clothing display area in building during the fair.
8. Ribbons will be Blue, Red or White with Champion and Reserve Champion ribbons awarded in each class if the judge feels the entries are worthy. An overall Grand and Reserve Grand Champion will be awarded in both Junior and Senior Division .

170: Style Revue (Sewing & Textile Design), cont.

9. The Senior phase Grand Champions in Constructed Garments and Ready-made Garments will be eligible to participate at the State Fair if 14 and older.
10. The entrants must participate in the public style revue to receive ribbons.

Constructed, Knitted & Crocheted Garments	Class #	
	Jr.	Sr.
Construction - School or Casual Wear	1250	1262
Construction - Dress Outfit	1251	1263
Construction - Special Occasion Outfit (formals and fancy dresses)	1252	1264
Construction - Fun Wear and Outerwear (nightgowns, swimsuits, winter wear, etc.)	1253	1265
Construction - School Wear (Jeans or slacks, casual shirt, etc.)	1254	1266
Construction - Fun Wear (jogging suits, tennis outfits, etc.)	1255	1267
Construction - Casual Dress Outfit (dress slacks & shirt)	1256	1268
Construction - Dress Outfit (jacket and slacks need not match, shirt and tie)	1257	1269
Construction - Dress Suit (matching jacket and slacks, shirt and tie)	1258	1270
Construction - Companion Outfits (outfit for 4-Her & another person /companion who need not be in 4-H)	1259	1271
Crocheted garment (No State Fair class)	1260	1272
Knitted garment (No State Fair class)	1261	1273

Buymanship (Shopping In Style)

The Fashion Revue Event gives 4-H'ers an incentive and opportunity to demonstrate proper grooming, health and personal appearance, in relation to clothing. Completed record sheets must be brought to Fashion Revue Judging on Monday.

	Classes			
	Girls		Boys	
	Jr.	Sr.	Jr.	Sr.
Buymanship - School or Casual Wear	1275	1288	1281	1294
Buymanship - Dress Outfit (Boys-jacket and slacks need not match, shirt and tie)	1276	1289	1285	1298
Buymanship - Special Occasion, Outfit (formals and fancy dresses)	1277	1290	-	-
Buymanship - Fun Wear and Outerwear (nightgowns, swimsuits, winter wear, etc.)	1278	1291	-	-
Budget outfit - complete outfit must cost no more than \$25, including all outer garments, accessories and shoes (unless shoes were already included in wardrobe.)	1279	1292	1283	1296
Western outfit	1280	1293	1287	1300
Buymanship Sports Wear (jogging suits, tennis outfits, etc.)	-	-	1282	1295
Buymanship Casual Dress Outfit (dress slacks & shirt)	-	-	1284	1297
Buymanship -Dress Suit (matching jacket and slacks, shirt and tie)	-	-	1286	1299